

MUSK Monoclonal Antibody (10A4)

Product Details	
Size	100 µL
Species Reactivity	Human
Host/Isotype	Mouse / IgG1
Class	Monoclonal
Type	Antibody
Clone	10A4
Conjugate	Unconjugated
Immunogen	Purified recombinant extracellular fragment of human MUSK (aa24-209) fused with hlgGfc tag expressed in HEK293 cell line.
Form	Liquid
Concentration	Conc. Not Determined
Storage buffer	ascites
Contains	0.03% sodium azide
Storage conditions	Store at 4°C short term. For long term storage, store at -20°C, avoiding freeze/thaw cycles.
RRID	AB_10984848

Applications	Tested Dilution	Publications
Western Blot (WB)	1:1,000	-
Immunohistochemistry (Paraffin) (IHC (P))	1:200-1:1,000	-
Immunocytochemistry (ICC/IF)	1:200-1:1,000	-
ELISA (ELISA)	1:10,000	-

Product Specific Information

MA5-15518 targets MUSK in indirect ELISA, IF and IHC applications and shows reactivity with Human samples.

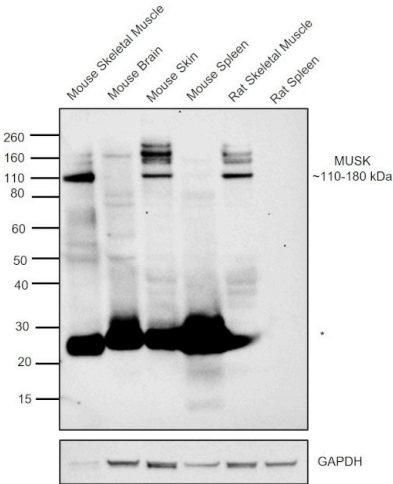
The MA5-15518 immunogen is purified recombinant extracellular fragment of human MUSK (aa24-209) fused with hlgGfc tag expressed in HEK293 cell line.

MA5-15518 detects MUSK which has a predicted molecular weight of approximately 97kDa.

Product Images For MUSK Monoclonal Antibody (10A4)


MUSK Antibody (MA5-15518)

Antibody specificity was demonstrated by detection of differential basal expression of the target across tissues owing to their inherent genetic constitution. Relative expression of MUSK was observed between mouse skeletal muscle, mouse brain, mouse skin and rat skeletal muscle, tissues that express MUSK, whereas, mouse and rat spleen do not express MUSK using MUSK Monoclonal Antibody (10A4) (Product # MA5-15518) in Western Blot. Tissue IgG (*) was detected at 25 kDa in mouse tissues. {RE}



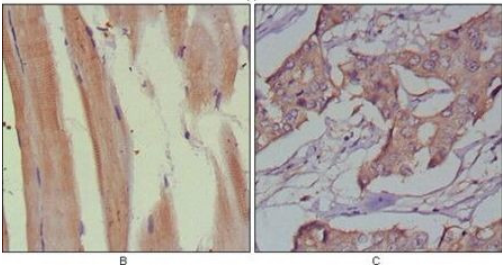
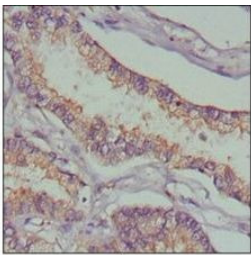
MUSK Antibody (MA5-15518) in WB

Western blot was performed using MUSK Monoclonal Antibody (10A4) (Product # MA5-15518) and a 180 kDa band corresponding to MUSK was observed in RD cell line and not observed in BeWo, SK-OV-3 and Raji cell lines. Whole cell extracts (40 µg lysate) of RD (Lane 1), BeWo (Lane 2), SK-OV-3 (Lane 3) and Raji (Lane 4) were electrophoresed using NuPAGE™ 4-12% Bis-Tris Protein Gel (Product # NP0321BOX), 10 well. Resolved proteins were then transferred onto a nitrocellulose membrane (Product # IB23001) by iBlot® 2 Dry Blotting System (Product # IB21001). The blot was probed with the primary antibody (1:1000 dilution) and detected by chemiluminescence with Goat anti-Mouse IgG (H+L) Superclonal™ Recombinant Secondary Antibody, HRP (Product # A28177, 1:20,000) using the iBright™ FL1500 Imaging System (Product # A44115). Chemiluminescent detection was performed using SuperSignal™ West Atto Ultimate Sensitivity Substrate (Product # A38556). An uncharacterized band (*) was observed around 35 kDa.



MUSK Antibody (MA5-15518) in IHC (P)

Immunohistochemical analysis of paraffin-embedded human lung cancer (A), muscles (B) and breast cancer (C) using MUSK monoclonal antibody (Product # MA5-15518) followed with DAB staining.



For Research Use Only. Not for use in diagnostic procedures. Not for resale without express authorization. Products are warranted to operate or perform substantially in conformance with published Product specifications in effect at the time of sale, as set forth in the Production documentation, specifications and/or accompanying package inserts ("Documentation"). No claim of suitability for use in applications regulated by FDA is made. The warranty provided herein is valid only when used by properly trained individuals. Unless otherwise stated in the Documentation, this warranty is limited to one year from date of shipment when the Product is subjected to normal, proper and intended usage. This warranty does not extend to anyone other than the Buyer. Any model or sample furnished to Buyer is merely illustrative of the general type and quality of goods and does not represent that any Product will conform to such model or sample. NO OTHER WARRANTIES, EXPRESS OR IMPLIED, ARE GRANTED INCLUDING WITHOUT LIMITATION, IMPLIED WARRANTIES OF MERCHANTABILITY, FITNESS FOR ANY PARTICULAR PURPOSE, OR NON-INFRINGEMENT. BUYER'S EXCLUSIVE REMEDY FOR NON-CONFORMING PRODUCTS DURING THE WARRANTY PERIOD IS LIMITED TO REPAIR, REPLACEMENT OF OR REFUND FOR THE NON-CONFORMING PRODUCT(S) AT SELLER'S SOLE OPTION. THERE IS NO OBLIGATION TO REPAIR, REPLACE OR REFUND FOR PRODUCTS AS THE RESULT OF (i) ACCIDENT, DISASTER OR EVENT OF FORCE MAJEURE, (ii) MISUSE, FAULT OR NEGLIGENCE OF OR BY BUYER, (iii) USE OF THE PRODUCTS IN A MANNER FOR WHICH THEY WERE NOT DESIGNED, OR (iv) IMPROPER STORAGE AND HANDLING OF THE PRODUCTS. Unless otherwise expressly stated on the Product or in the documentation accompanying the Product, the Product is intended for research only and is not to be used for any other purpose, including without limitation, unauthorized commercial uses, in vitro diagnostic uses, ex vivo or in vivo therapeutic uses, or any type of consumption by or application to human or animals.