

SNX11 Monoclonal Antibody (2G1)

Product Details	
Size	100 µg
Species Reactivity	Human
Host/Isotype	Mouse / IgG2a, kappa
Class	Monoclonal
Type	Antibody
Clone	2G1
Conjugate	Unconjugated
Immunogen	SNX11 (AAH00768, 1 a.a. ~ 270 a.a) full-length recombinant protein with GST tag. MW of the GST tag alone is 26 KDa.
Form	Liquid
Concentration	0.5 mg/mL
Purification	Affinity chromatography
Storage buffer	PBS, pH 7.4
Contains	no preservative
Storage conditions	-20° C, Avoid Freeze/Thaw Cycles
RRID	AB_2576299

Applications	Tested Dilution	Publications
Western Blot (WB)	1-5 µg/mL	-
ELISA (ELISA)	Assay-Dependent	-
Immunoprecipitation (IP)	Assay-Dependent	-

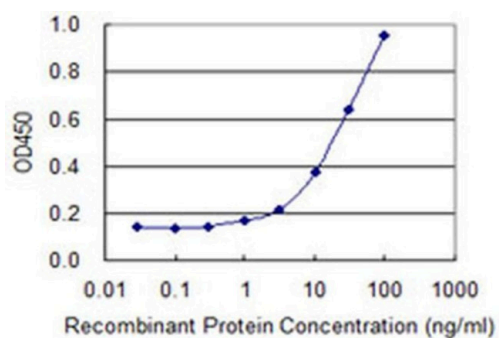
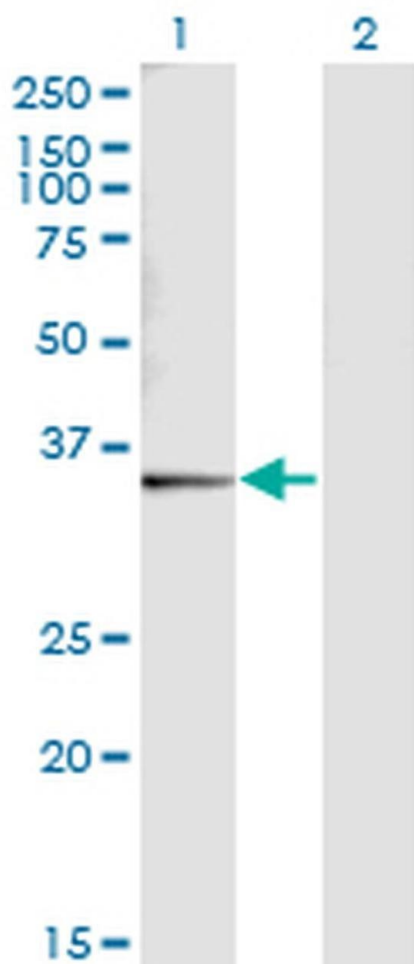
Product Specific Information

Peptide Sequence: MGFWCRMSSEN QEQUEEVITVR VQDPRVQNEG SWNSYVDYKI FLHTNSKAFT AKTSCVRRRY
REFVWLRKQL QRNAGLVPVP ELP GKSTFFG TSDEFIEKRR QGLQHFLEKV LQSVLLSDS QLHLFLQSQL SVPEIEACVQ
GRSTMTVSDA ILRYAMSNCG WAQEERQSSS HLA KGDQPKS CCFLPRSGRR SSPSPPPSEE KDHLEVWAPV
VDSEVPSLES PTLPLSSPL CCDFGRPKEG TSTLQSVRRA VGGDHAVPLD PGQLETVLEK

Product Images For SNX11 Monoclonal Antibody (2G1)

SNX11 Antibody (MA5-21788) in WB

Western Blot analysis of SNX11 expressed in transfected 293T cell line by anti-SNX11 monoclonal antibody (Product # MA5-21788), clone 2G1. Lane 1: SNX11 transfected lysate (30.4 KDa). Lane 2: Non-transfected lysate.

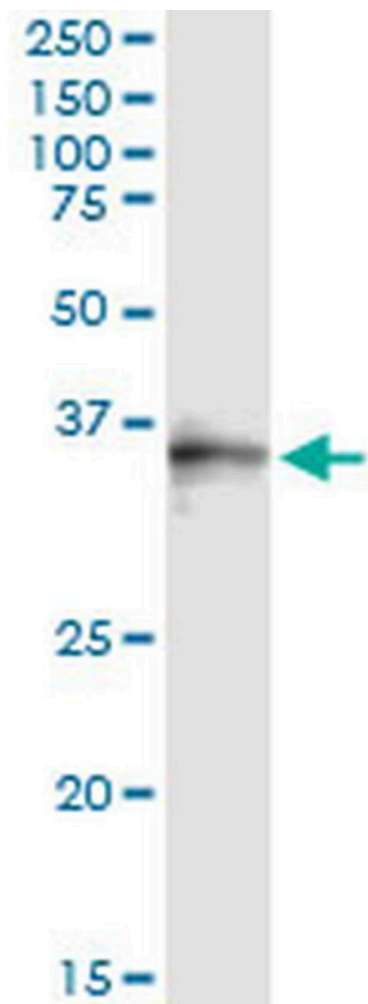


SNX11 Antibody (MA5-21788) in ELISA

Detection limit for recombinant GST tagged SNX11 using anti-SNX11 monoclonal antibody (Product # MA5-21788) is 0.3 ng/mL as a capture antibody.

SNX11 Antibody (MA5-21788) in IP

Immunoprecipitation of SNX11 transfected lysate using anti-SNX11 monoclonal antibody (Product # MA5-21788) and Protein A Magnetic Beads, and immunoblotted with SNX11 rabbit polyclonal antibody.



For Research Use Only. Not for use in diagnostic procedures. Not for resale without express authorization. Products are warranted to operate or perform substantially in conformance with published Product specifications in effect at the time of sale, as set forth in the Production documentation, specifications and/or accompanying package inserts ("Documentation"). No claim of suitability for use in applications regulated by FDA is made. The warranty provided herein is valid only when used by properly trained individuals. Unless otherwise stated in the Documentation, this warranty is limited to one year from date of shipment when the Product is subjected to normal, proper and intended usage. This warranty does not extend to anyone other than the Buyer. Any model or sample furnished to Buyer is merely illustrative of the general type and quality of goods and does not represent that any Product will conform to such model or sample. NO OTHER WARRANTIES, EXPRESS OR IMPLIED, ARE GRANTED INCLUDING WITHOUT LIMITATION, IMPLIED WARRANTIES OF MERCHANTABILITY, FITNESS FOR ANY PARTICULAR PURPOSE, OR NON-INFRINGEMENT. BUYER'S EXCLUSIVE REMEDY FOR NON-CONFORMING PRODUCTS DURING THE WARRANTY PERIOD IS LIMITED TO REPAIR, REPLACEMENT OF OR REFUND FOR THE NON-CONFORMING PRODUCT(S) AT SELLER'S SOLE OPTION. THERE IS NO OBLIGATION TO REPAIR, REPLACE OR REFUND FOR PRODUCTS AS THE RESULT OF (i) ACCIDENT, DISASTER OR EVENT OF FORCE MAJEURE, (ii) MISUSE, FAULT OR NEGLIGENCE OF OR BY BUYER, (iii) USE OF THE PRODUCTS IN A MANNER FOR WHICH THEY WERE NOT DESIGNED, OR (iv) IMPROPER STORAGE AND HANDLING OF THE PRODUCTS. Unless otherwise expressly stated on the Product or in the documentation accompanying the Product, the Product is intended for research only and is not to be used for any other purpose, including without limitation, unauthorized commercial uses, in vitro diagnostic uses, ex vivo or in vivo therapeutic uses, or any type of consumption by or application to human or animals.