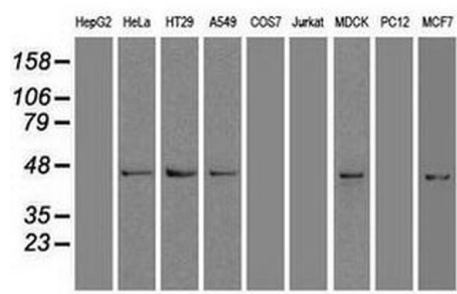


# SOX17 Monoclonal Antibody (OTI3H5)

| Product Details    |   |
|--------------------|---|
| Size               | 100 µL  |
| Species Reactivity | Dog, Human  |
| Host/Isotype       | Mouse / IgG2a   |
| Class              | Monoclonal  |
| Type               | Antibody  |
| Clone              | OTI3H5  |
| Conjugate          | Unconjugated  |
| Immunogen          | Human recombinant protein fragment corresponding to amino acids 177-414 of SOX17 produced in E.coli |
| Form               | Liquid  |
| Concentration      | 0.61 mg/mL  |
| Purification       | Affinity Chromatography   |
| Storage buffer     | PBS, pH 7.3, with 1% BSA, 50% glycerol  |
| Contains           | 0.02% sodium azide  |
| Storage conditions | -20° C, Avoid Freeze/Thaw Cycles  |
| RRID               | AB_2725397  |

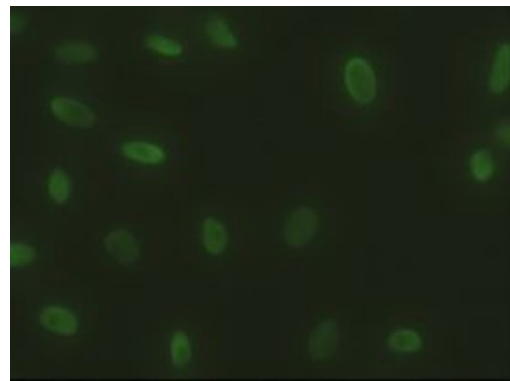
| Applications                 | Tested Dilution | Publications |
|------------------------------|-----------------|--------------|
| Western Blot (WB)            | 1:2,500-1:5,000 | -            |
| Immunocytochemistry (ICC/IF) | 1:100           | -            |

Product Images For SOX17 Monoclonal Antibody (OTI3H5)



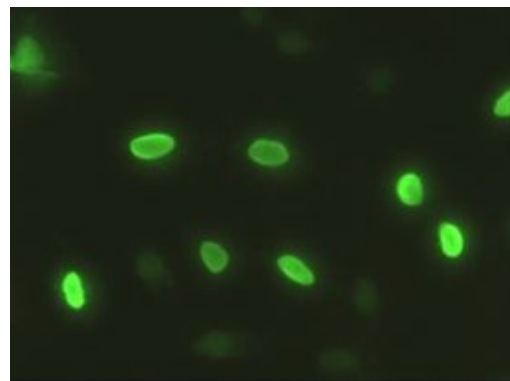
**SOX17 Antibody (MA5-24886) in WB**

Western blot analysis of SOX17 in HepG2, HeLa, HT29, A549, COS7, Jurkat, MDCK, PC12, MCF7 cells using 35 µg per lane. Samples were probed with SOX17 (Product # MA5-24886) monoclonal antibody.



**SOX17 Antibody (MA5-24886) in ICC/IF**

Immunofluorescent analysis of SOX17 in COS7 cells. Cells were transfected with a plasmid overexpressing SOX17 and probed with a SOX17 monoclonal antibody (Product # MA5-24886).



**SOX17 Antibody (MA5-24886) in ICC/IF**

Immunofluorescent analysis of SOX17 in COS7 cells. Cells were transfected with a plasmid overexpressing SOX17 and probed with a SOX17 monoclonal antibody (Product # MA5-24886).

[View more figures on thermofisher.cn](https://www.thermofisher.cn)

For Research Use Only. Not for use in diagnostic procedures. Not for resale without express authorization. Products are warranted to operate or perform substantially in conformance with published Product specifications in effect at the time of sale, as set forth in the Production documentation, specifications and/or accompanying package inserts ("Documentation"). No claim of suitability for use in applications regulated by FDA is made. The warranty provided herein is valid only when used by properly trained individuals. Unless otherwise stated in the Documentation, this warranty is limited to one year from date of shipment when the Product is subjected to normal, proper and intended usage. This warranty does not extend to anyone other than the Buyer. Any model or sample furnished to Buyer is merely illustrative of the general type and quality of goods and does not represent that any Product will conform to such model or sample. NO OTHER WARRANTIES, EXPRESS OR IMPLIED, ARE GRANTED INCLUDING WITHOUT LIMITATION, IMPLIED WARRANTIES OF MERCHANTABILITY, FITNESS FOR ANY PARTICULAR PURPOSE, OR NON-INFRINGEMENT. BUYER'S EXCLUSIVE REMEDY FOR NON-CONFORMING PRODUCTS DURING THE WARRANTY PERIOD IS LIMITED TO REPAIR, REPLACEMENT OF OR REFUND FOR THE NON-CONFORMING PRODUCT(S) AT SELLER'S SOLE OPTION. THERE IS NO OBLIGATION TO REPAIR, REPLACE OR REFUND FOR PRODUCTS AS THE RESULT OF (I) ACCIDENT, DISASTER OR EVENT OF FORCE MAJEURE, (II) MISUSE, FAULT OR NEGLIGENCE OF OR BY BUYER, (III) USE OF THE PRODUCTS IN A MANNER FOR WHICH THEY WERE NOT DESIGNED, OR (IV) IMPROPER STORAGE AND HANDLING OF THE PRODUCTS. Unless otherwise expressly stated on the Product or in the documentation accompanying the Product, the Product is intended for research only and is not to be used for any other purpose, including without limitation, unauthorized commercial uses, in vitro diagnostic uses, ex vivo or in vivo therapeutic uses, or any type of consumption by or application to human or animals.