

HIF-1 alpha Recombinant Rabbit Monoclonal Antibody (BL-124-3F7)

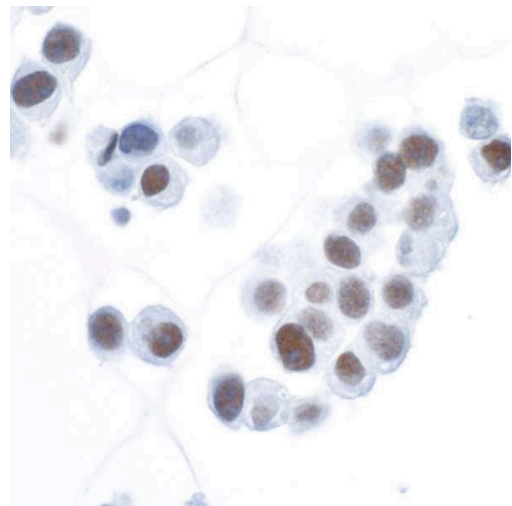
Product Details	
Size	100 µL
Species Reactivity	Human
Host/Isotype	Rabbit / IgG
Expression system	HEK293 cells
Class	Recombinant Monoclonal
Type	Antibody
Clone	BL-124-3F7
Conjugate	Unconjugated
Immunogen	Recombinant protein corresponding to residues 433-826 of Human Hypoxia-inducible factor 1-alpha isoform 1
Form	Liquid
Concentration	0.4 mg/mL
Purification	purified
Storage buffer	BBS, pH 8.2, with 0.1% BSA
Contains	0.09% sodium azide
Storage conditions	2-8°C
RRID	AB_2926329

Applications	Tested Dilution	Publications
Western Blot (WB)	1:1,000	-
Immunohistochemistry (Paraffin) (IHC (P))	1:100-1:1,000	-
Immunocytochemistry (ICC/IF)	1:100-1:1,000	-
Immunoprecipitation (IP)	20 µL/ mg lysate	-
ChIP-sequencing (ChIP-Seq)	10 µL per 30 µg chromatin	-

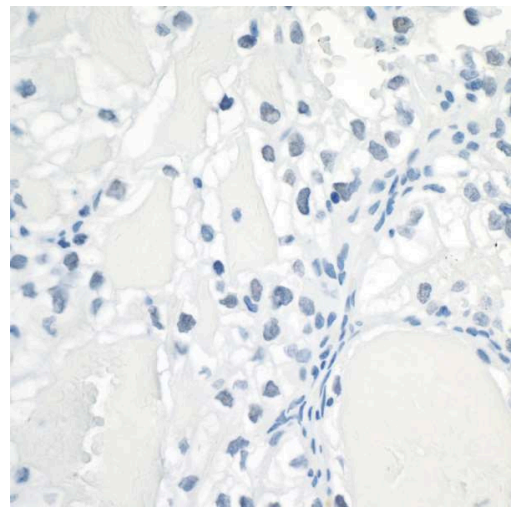
Product Specific Information

Epitope retrieval with citrate buffer pH 6.0 for 20 minutes using a pressure cooker is recommended for FFPE cell sections.

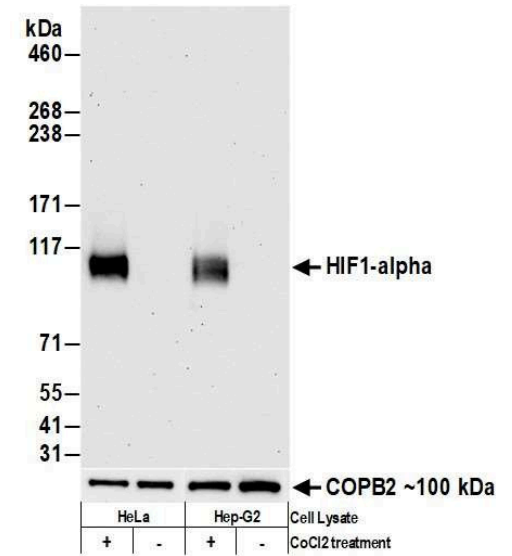
Product Images For HIF-1 alpha Recombinant Rabbit Monoclonal Antibody (BL-124-3F7)



HIF-1 alpha Antibody (MA5-44199) in ICC/IF
Immunocytochemistry analysis of HIF-1 alpha in Hep-G2 cells treated with cobalt chloride. Samples were incubated with HIF-1 alpha monoclonal antibody (Product # MA5-44200) HRP-conjugated goat anti-rabbit IgG and DAB.



HIF-1 alpha Antibody (MA5-44199) in IHC (P)
Immunohistochemistry analysis of HIF-1 alpha in paraffin-embedded clear cell renal cell carcinoma. Samples were incubated with HIF-1 alpha monoclonal antibody (Product # MA5-44200) followed by HRP-conjugated goat anti-rabbit IgG and DAB.



HIF-1 alpha Antibody (MA5-44199) in WB
Western Blot of HIF-1 alpha in HeLa cells. Samples were incubated with HIF-1 alpha monoclonal antibody (Product # MA5-44200) at a dilution of 1:1000, followed by HRP-conjugated goat anti-rabbit IgG (exposure time of 30 seconds)
Lower Panel: Rabbit anti-COPB2.

View more figures on thermofisher.cn

For Research Use Only. Not for use in diagnostic procedures. Not for resale without express authorization. Products are warranted to operate or perform substantially in conformance with published Product specifications in effect at the time of sale, as set forth in the Production documentation, specifications and/or accompanying package inserts ("Documentation"). No claim of suitability for use in applications regulated by FDA is made. The warranty provided herein is valid only when used by properly trained individuals. Unless otherwise stated in the Documentation, this warranty is limited to one year from date of shipment when the Product is subjected to normal, proper and intended usage. This warranty does not extend to anyone other than the Buyer. Any model or sample furnished to Buyer is merely illustrative of the general type and quality of goods and does not represent that any Product will conform to such model or sample. NO OTHER WARRANTIES, EXPRESS OR IMPLIED, ARE GRANTED INCLUDING WITHOUT LIMITATION, IMPLIED WARRANTIES OF MERCHANTABILITY, FITNESS FOR ANY PARTICULAR PURPOSE, OR NON INFRINGEMENT. BUYER'S EXCLUSIVE REMEDY FOR NON-CONFORMING PRODUCTS DURING THE WARRANTY PERIOD IS LIMITED TO REPAIR, REPLACEMENT OF OR REFUND FOR THE NON-CONFORMING PRODUCT(S) AT SELLER'S SOLE OPTION. THERE IS NO OBLIGATION TO REPAIR, REPLACE OR REFUND FOR PRODUCTS AS THE RESULT OF (I) ACCIDENT, DISASTER OR EVENT OF FORCE MAJEURE, (II) MISUSE, FAULT OR NEGLIGENCE OF OR BY BUYER, (III) USE OF THE PRODUCTS IN A MANNER FOR WHICH THEY WERE NOT DESIGNED, OR (IV) IMPROPER STORAGE AND HANDLING OF THE PRODUCTS. Unless otherwise expressly stated on the Product or in the documentation accompanying the Product, the Product is intended for research only and is not to be used for any other purpose, including without limitation, unauthorized commercial uses, in vitro diagnostic uses, ex vivo or in vivo therapeutic uses, or any type of consumption by or application to human or animals.