

# HMGA2 Polyclonal Antibody

Product Details	
Size	100 µL
Species Reactivity	Human, Mouse, Rat
Published Species	Rat, Mouse
Host/Isotype	Rabbit / IgG
Class	Polyclonal
Type	Antibody
Conjugate	Unconjugated
Immunogen	Recombinant fragment corresponding to a region within amino acids 1 and 109 of HMGA2 (Uniprot ID#P52926)
Form	Liquid
Concentration	0.08 mg/mL
Purification	Antigen affinity chromatography
Storage buffer	PBS, pH 7, with 20% glycerol
Contains	0.025% ProClin 300
Storage conditions	Store at 4°C short term. For long term storage, store at -20°C, avoiding freeze/thaw cycles.
RRID	AB_11155799

Applications	Tested Dilution	Publications
Western Blot (WB)	1:5,000-1:50,000	1 Publication
Immunohistochemistry (IHC)	-	1 Publication
Immunohistochemistry (Paraffin) (IHC (P))	1:100-1:1,000	-
Immunocytochemistry (ICC/IF)	1:100-1:1,000	-
Immunoprecipitation (IP)	1:100-1:500	-
ChIP assay (ChIP)	Assay-dependent	-

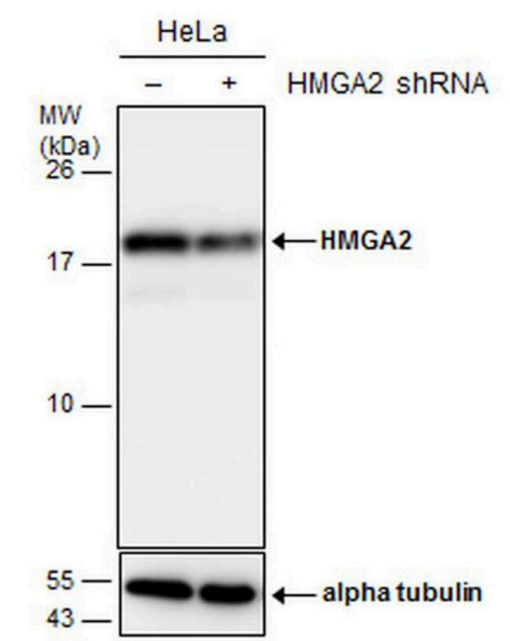
## Product Specific Information

Recommended positive controls: A431, HeLa, HepG2, HCT116.

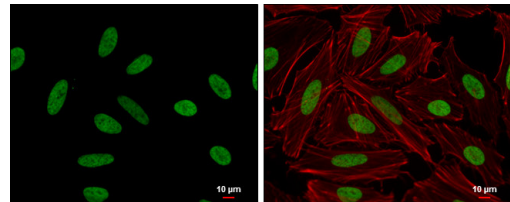
Predicted reactivity: Mouse (95%), Rat (92%), Zebrafish (85%), Xenopus laevis (80%), Chicken (98%).

Store product as a concentrated solution. Centrifuge briefly prior to opening the vial.

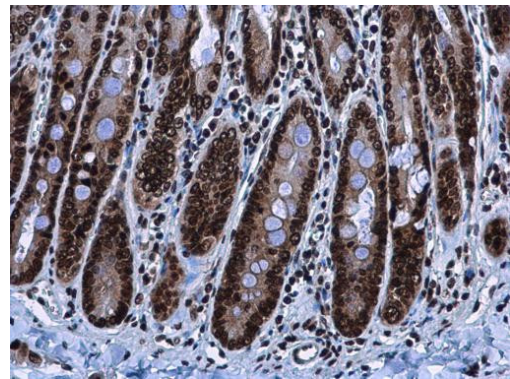
Product Images For HMGA2 Polyclonal Antibody



**HMGA2 Antibody (PA5-21320)**  
Antibody specificity was demonstrated by shRNA mediated knockdown of the target protein. HeLa cells were transfected with HMGA2 shRNA and decrease in signal intensity was observed in western blot application using HMGA2 antibody (Product # PA5-21320). {KD}



**HMGA2 Antibody (PA5-21320) in ICC/IF**  
HMGA2 antibody detects HMGA2 protein at nucleus by immunofluorescent analysis. Sample: HeLa cells were fixed in 4% paraformaldehyde at RT for 15 min. Green: HMGA2 protein stained by HMGA2 antibody (Product # PA5-21320) diluted at 1:500. Red: Phalloidin, a cytoskeleton marker, diluted at 1:200. Scale bar = 10 m.



**HMGA2 Antibody (PA5-21320) in IHC (P)**  
HMGA2 antibody detects HMGA2 protein at nucleus in rat duodenum by immunohistochemical analysis. Sample: Paraffin-embedded rat duodenum. HMGA2 antibody (Product # PA5-21320) diluted at 1:500. Antigen Retrieval: Citrate buffer, pH 6.0, 15 min.

View more figures on [thermofisher.cn](http://thermofisher.cn)

Western Blot (1)

Regenerative therapy	Year 2023
<b>Therapeutic role of adipose-derived mesenchymal stem cells-derived extracellular vesicles in rats with obstructive sleep apnea hypopnea syndrome.</b>	Species Rat
"PA5-21320 was used in Western Blotting to find that ADSCs-EVs transferred miR-22-3p to pneumonocytes and reduced apoptosis, inflammation, and oxidative stress through KDM6B/HMGA2, mitigating OSAHS-LI progression."	Dilution 1:5,000
Authors: Xu L,Zhang L,Xiang Y,Zhang X	

Immunohistochemistry (1)

Cell death & disease	Year 2020
<b>HMGA2 regulates circular RNA ASPH to promote tumor growth in lung adenocarcinoma.</b>	Species Mouse
"PA5-21320 was used in Immunohistochemistry to reveal the oncogenic functions of the HMGA2-circASPH-HMGA2 axis in lung adenocarcinoma."	Dilution 1:500
Authors: Xu L,Ma Y,Zhang H,Lu QJ,Yang L,Jiang GN,Liao WL	

For Research Use Only. Not for use in diagnostic procedures. Not for resale without express authorization. Products are warranted to operate or perform substantially in conformance with published Product specifications in effect at the time of sale, as set forth in the Production documentation, specifications and/or accompanying package inserts ("Documentation"). No claim of suitability for use in applications regulated by FDA is made. The warranty provided herein is valid only when used by properly trained individuals. Unless otherwise stated in the Documentation, this warranty is limited to one year from date of shipment when the Product is subjected to normal, proper and intended usage. This warranty does not extend to anyone other than the Buyer. Any model or sample furnished to Buyer is merely illustrative of the general type and quality of goods and does not represent that any Product will conform to such model or sample. NO OTHER WARRANTIES, EXPRESS OR IMPLIED, ARE GRANTED INCLUDING WITHOUT LIMITATION, IMPLIED WARRANTIES OF MERCHANTABILITY, FITNESS FOR ANY PARTICULAR PURPOSE, OR NON INFRINGEMENT. BUYER'S EXCLUSIVE REMEDY FOR NON-CONFORMING PRODUCTS DURING THE WARRANTY PERIOD IS LIMITED TO REPAIR, REPLACEMENT OF OR REFUND FOR THE NON-CONFORMING PRODUCT(S) AT SELLER'S SOLE OPTION. THERE IS NO OBLIGATION TO REPAIR, REPLACE OR REFUND FOR PRODUCTS AS THE RESULT OF (I) ACCIDENT, DISASTER OR EVENT OF FORCE MAJEURE, (II) MISUSE, FAULT OR NEGLIGENCE OF OR BY BUYER, (III) USE OF THE PRODUCTS IN A MANNER FOR WHICH THEY WERE NOT DESIGNED, OR (IV) IMPROPER STORAGE AND HANDLING OF THE PRODUCTS. Unless otherwise expressly stated on the Product or in the documentation accompanying the Product, the Product is intended for research only and is not to be used for any other purpose, including without limitation, unauthorized commercial uses, in vitro diagnostic uses, ex vivo or in vivo therapeutic uses, or any type of consumption by or application to human or animals.