

# MARCH5 Polyclonal Antibody

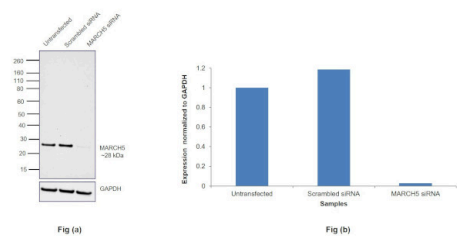
Product Details	
Size	400 µL
Species Reactivity	Human, Mouse
Host/Isotype	Rabbit / IgG
Class	Polyclonal
Type	Antibody
Conjugate	Unconjugated
Immunogen	KLH conjugated synthetic peptide between 4-32 amino acids from the N-terminal region of human MARCH5
Form	Liquid
Concentration	0.45 mg/mL
Purification	Antigen affinity chromatography
Storage buffer	PBS
Contains	0.09% sodium azide
Storage conditions	-20° C, Avoid Freeze/Thaw Cycles
RRID	AB_2543084

Applications	Tested Dilution	Publications
Western Blot (WB)	1:1,000	1 Publication
Immunohistochemistry (Paraffin) (IHC (P))	1:500	-

## Product Specific Information

This antibody is predicted to react with bovine, chicken and Xenopus based on sequence homology.

Product Images For MARCH5 Polyclonal Antibody

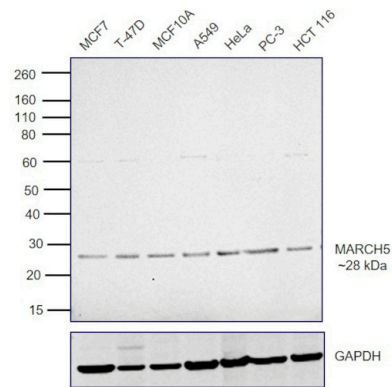


MARCH5 Antibody (PA5-25584)

Antibody specificity was demonstrated by siRNA mediated knockdown of target protein. HeLa cells were transfected with MARCH5 siRNA and decrease in signal intensity was observed in Western Blot application using MARCH5 Polyclonal Antibody (Product # PA5-25584). {KD}

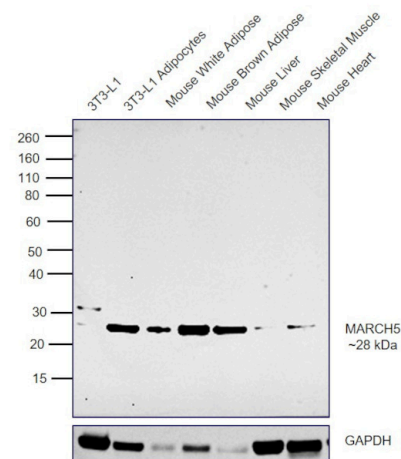
MARCH5 Antibody (PA5-25584) in WB

Western blot was performed using MARCH5 Polyclonal Antibody (Product # PA5-25584) and a 28 kDa band corresponding to MARCH5 was observed across cell lines tested. Whole cell extracts (30 µg lysate) of MCF7 (Lane 1), T-47D (Lane 2), MCF 10A (Lane 3), A549 (Lane 4), HeLa (Lane 5), PC-3 (Lane 6) and HCT 116 (Lane 7) were electrophoresed using NuPAGE™ 4-12% Bis-Tris Protein Gel (Product # NP0321BOX), 10 well. Resolved proteins were then transferred onto a nitrocellulose membrane (Product # IB23001) by iBlot® 2 Dry Blotting System (Product # IB21001). The blot was probed with the primary antibody (1:1000) and detected by chemiluminescence with Goat anti-Rabbit IgG (Heavy Chain) Superclonal™ Recombinant Secondary Antibody, HRP (Product # A27036, 1:20,000) using the iBright™ FL1500 Imaging System (Product # A44115). Chemiluminescent detection was performed using SuperSignal™ West Pico PLUS Chemiluminescent Substrate (Product # 34580).



MARCH5 Antibody (PA5-25584)

Antibody specificity was demonstrated by detection of differential basal expression of the target across cell and tissue models tested owing to their inherent genetic constitution. Relative expression of MARCH5 was observed in 3T3-L1 upon differentiation to adipocytes (Lane 2), mouse white adipose (Lane 3), mouse brown adipose (Lane 4) and mouse liver (Lane 5) that express high levels of MARCH5 protein, whereas 3T3-L1 control cells (Lane 1), mouse skeletal muscle (Lane 6) and mouse heart (Lane 7) show low levels of MARCH5 protein using MARCH5 Polyclonal Antibody (Product # PA5-25584) in Western Blot. {RE}



View more figures on [thermofisher.cn](http://thermofisher.cn)

Western Blot (1)

EMBO molecular medicine	Year 2018
<b>Parkin is a disease modifier in the mutant SOD1 mouse model of ALS.</b>	
"Published figure using MARCH5 polyclonal antibody (Product # PA5-25584) in Western Blot"	
Authors: Palomo GM,Granatiero V,Kawamata H,Konrad C,Kim M,Arreguin AJ,Zhao D,Milner TA,Manfredi G	

For Research Use Only. Not for use in diagnostic procedures. Not for resale without express authorization. Products are warranted to operate or perform substantially in conformance with published Product specifications in effect at the time of sale, as set forth in the Production documentation, specifications and/or accompanying package inserts ("Documentation"). No claim of suitability for use in applications regulated by FDA is made. The warranty provided herein is valid only when used by properly trained individuals. Unless otherwise stated in the Documentation, this warranty is limited to one year from date of shipment when the Product is subjected to normal, proper and intended usage. This warranty does not extend to anyone other than the Buyer. Any model or sample furnished to Buyer is merely illustrative of the general type and quality of goods and does not represent that any Product will conform to such model or sample. NO OTHER WARRANTIES, EXPRESS OR IMPLIED, ARE GRANTED INCLUDING WITHOUT LIMITATION, IMPLIED WARRANTIES OF MERCHANTABILITY, FITNESS FOR ANY PARTICULAR PURPOSE, OR NON-INFRINGEMENT. BUYER'S EXCLUSIVE REMEDY FOR NON-CONFORMING PRODUCTS DURING THE WARRANTY PERIOD IS LIMITED TO REPAIR, REPLACEMENT OF OR REFUND FOR THE NON-CONFORMING PRODUCT(S) AT SELLER'S SOLE OPTION. THERE IS NO OBLIGATION TO REPAIR, REPLACE OR REFUND FOR PRODUCTS AS THE RESULT OF (i) ACCIDENT, DISASTER OR EVENT OF FORCE MAJEURE, (ii) MISUSE, FAULT OR NEGLIGENCE OF OR BY BUYER, (iii) USE OF THE PRODUCTS IN A MANNER FOR WHICH THEY WERE NOT DESIGNED, OR (iv) IMPROPER STORAGE AND HANDLING OF THE PRODUCTS. Unless otherwise expressly stated on the Product or in the documentation accompanying the Product, the Product is intended for research only and is not to be used for any other purpose, including without limitation, unauthorized commercial uses, in vitro diagnostic uses, ex vivo or in vivo therapeutic uses, or any type of consumption by or application to human or animals.