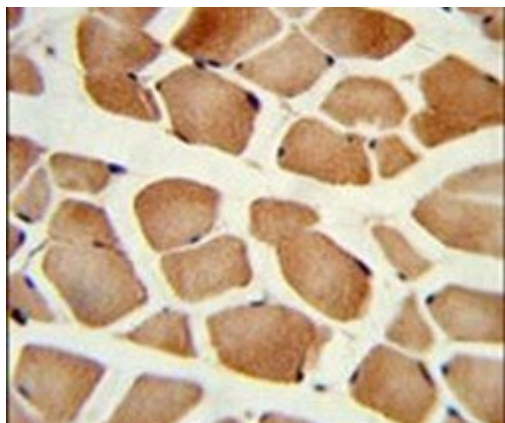


AMPD2 Polyclonal Antibody

Product Details	
Size	400 µL
Species Reactivity	Human
Published Species	Human
Host/Isotype	Rabbit / IgG
Class	Polyclonal
Type	Antibody
Conjugate	Unconjugated
Immunogen	KLH conjugated synthetic peptide between 187-217 amino acids from the central region of human AMPD2
Form	Liquid
Concentration	2.0 mg/mL
Purification	Ammonium sulfate precipitation, Size-exclusion - Dialysis
Storage buffer	PBS
Contains	0.09% sodium azide
Storage conditions	-20° C, Avoid Freeze/Thaw Cycles
RRID	AB_2543627


Applications	Tested Dilution	Publications
Western Blot (WB)	1:1,000	1 Publication
Immunohistochemistry (Paraffin) (IHC (P))	1:50-1:100	-
Flow Cytometry (Flow)	1:10-1:50	1 Publication
Immunoprecipitation (IP)	-	1 Publication

Product Images For AMPD2 Polyclonal Antibody



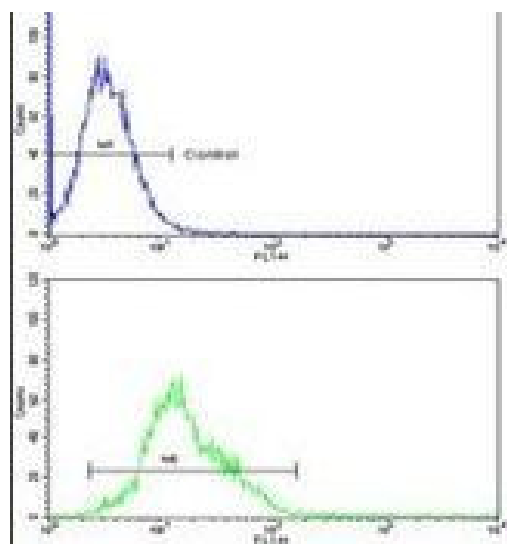
AMPD2 Antibody (PA5-26127) in IHC (P)

Immunohistochemical analysis of formalin-fixed, paraffin-embedded human skeletal muscle tissue using an AMPD2 polyclonal antibody (Product # PA5-26127), followed by HRP-conjugated secondary antibody and DAB staining.



AMPD2 Antibody (PA5-26127) in WB

Western blot analysis using an AMPD2 polyclonal antibody (Product # PA5-26127) in K562 cell lysates (35 µg per lane).



AMPD2 Antibody (PA5-26127) in Flow

Flow cytometry analysis of K562 cells using an AMPD2 polyclonal antibody (Product # PA5-26127) (bottom) compared to a negative control cell (top) at a dilution of 1:10-50, followed by a FITC-conjugated goat anti-rabbit antibody

[View more figures on thermofisher.cn](http://thermofisher.cn)

Western Blot (1)

International journal of molecular sciences	Year 2022
The Anti-Glucocorticoid Receptor Antibody Clone 5E4: Raising Awareness of Unspecific Antibody Binding.	
"Published figure using AMPD2 polyclonal antibody (Product # PA5-26127) in Western Blot"	
Authors: Ehlers L,Kirchner M,Mertins P,Strehl C,Buttgereit F,Gaber T	

Flow Cytometry (1)

FASEB journal : official publication of the Federation of American Societies for Experimental Biology	Year 2021
Surface AMP deaminase 2 as a novel regulator modifying extracellular adenine nucleotide metabolism.	
"PA5-26127 was used in Immunoprecipitation, Flow Cytometry to identify eAMPD2 as a novel regulator of the extracellular ATP-adenosine balance adding to the immunomodulatory CD39-CD73 system."	
Authors: Ehlers L,Kuppe A,Damerau A,Wilantri S,Kirchner M,Mertins P,Strehl C,Buttgereit F,Gaber T	

Immunoprecipitation (1)

FASEB journal : official publication of the Federation of American Societies for Experimental Biology	Year 2021
Surface AMP deaminase 2 as a novel regulator modifying extracellular adenine nucleotide metabolism.	
"PA5-26127 was used in Immunoprecipitation, Flow Cytometry to identify eAMPD2 as a novel regulator of the extracellular ATP-adenosine balance adding to the immunomodulatory CD39-CD73 system."	
Authors: Ehlers L,Kuppe A,Damerau A,Wilantri S,Kirchner M,Mertins P,Strehl C,Buttgereit F,Gaber T	

For Research Use Only. Not for use in diagnostic procedures. Not for resale without express authorization. Products are warranted to operate or perform substantially in conformance with published Product specifications in effect at the time of sale, as set forth in the Production documentation, specifications and/or accompanying package inserts ("Documentation"). No claim of suitability for use in applications regulated by FDA is made. The warranty provided herein is valid only when used by properly trained individuals. Unless otherwise stated in the Documentation, this warranty is limited to one year from date of shipment when the Product is subjected to normal, proper and intended usage. This warranty does not extend to anyone other than the Buyer. Any model or sample furnished to Buyer is merely illustrative of the general type and quality of goods and does not represent that any Product will conform to such model or sample. NO OTHER WARRANTIES, EXPRESS OR IMPLIED, ARE GRANTED INCLUDING WITHOUT LIMITATION, IMPLIED WARRANTIES OF MERCHANTABILITY, FITNESS FOR ANY PARTICULAR PURPOSE, OR NON INFRINGEMENT. BUYER'S EXCLUSIVE REMEDY FOR NON-CONFORMING PRODUCTS DURING THE WARRANTY PERIOD IS LIMITED TO REPAIR, REPLACEMENT OF OR REFUND FOR THE NON-CONFORMING PRODUCT(S) AT SELLER'S SOLE OPTION. THERE IS NO OBLIGATION TO REPAIR, REPLACE OR REFUND FOR PRODUCTS AS THE RESULT OF (i) ACCIDENT, DISASTER OR EVENT OF FORCE MAJEURE, (ii) MISUSE, FAULT OR NEGLIGENCE OF OR BY BUYER, (iii) USE OF THE PRODUCTS IN A MANNER FOR WHICH THEY WERE NOT DESIGNED, OR (iv) IMPROPER STORAGE AND HANDLING OF THE PRODUCTS. Unless otherwise expressly stated on the Product or in the documentation accompanying the Product, the Product is intended for research only and is not to be used for any other purpose, including without limitation, unauthorized commercial uses, in vitro diagnostic uses, ex vivo or in vivo therapeutic uses, or any type of consumption by or application to human or animals.