

GluD1 Polyclonal Antibody

Product Details	
Size	100 µL
Species Reactivity	Human, Mouse, Rat
Host/Isotype	Rabbit / IgG
Class	Polyclonal
Type	Antibody
Conjugate	Unconjugated
Immunogen	Recombinant fragment corresponding to a region within amino acids 64 and 366 of Human Glutamate Dehydrogenase
Form	Liquid
Concentration	0.07 mg/mL
Purification	Antigen affinity chromatography
Storage buffer	PBS, pH 7, with 1% BSA, 20% glycerol
Contains	0.025% ProClin 300
Storage conditions	Store at 4°C short term. For long term storage, store at -20°C, avoiding freeze/thaw cycles.
RRID	AB_2545777

Applications	Tested Dilution	Publications
Western Blot (WB)	1:500-1:3,000	2 Publications
Immunohistochemistry (Paraffin) (IHC (P))	1:100-1:1,000	-
Immunocytochemistry (ICC/IF)	1:100-1:1,000	-
ELISA (ELISA)	Assay-dependent	-

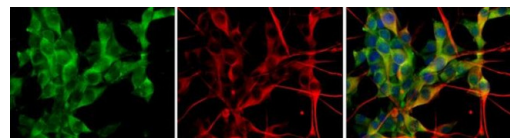
Product Specific Information

Recommended positive controls: 293T, A431, HeLa, HepG2, THP1, Raw264.7.

Predicted reactivity: Mouse (99%), Rat (98%), Xenopus laevis (91%), Pig (99%), Sheep (99%), Bovine (98%).

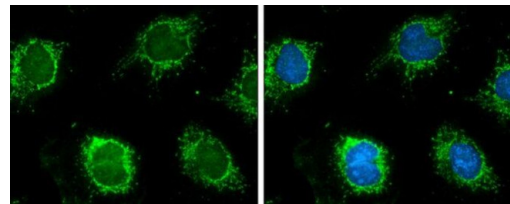
Store product as a concentrated solution. Centrifuge briefly prior to opening the vial.

Product Images For GluD1 Polyclonal Antibody



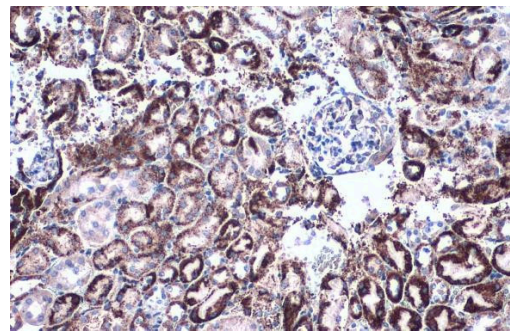
GluD1 Antibody (PA5-28301) in ICC/IF

Immunocytochemistry-Immunofluorescence analysis of GluD1 was performed in U-87 MG cells fixed in 4% paraformaldehyde at RT for 15 min. Green: GluD1 Polyclonal Antibody (Product # PA5-28301) diluted at 1:500. Red: beta Tubulin 3/ TUJ1 protein stained by beta Tubulin 3/ TUJ1 antibody. Blue: Hoechst 33342 staining.



GluD1 Antibody (PA5-28301) in ICC/IF

Immunocytochemistry-Immunofluorescence analysis of GluD1 was performed in HeLa cells fixed in ice-cold MeOH for 5 min. Green: GluD1 Polyclonal Antibody (Product # PA5-28301) diluted at 1:500. Blue: Hoechst 33342 staining.



GluD1 Antibody (PA5-28301) in IHC (P)

GluD1 Polyclonal Antibody detects Glutamate Dehydrogenase protein at mitochondria by immunohistochemical analysis. Sample: Paraffin-embedded mouse kidney. Glutamate Dehydrogenase stained by GluD1 Polyclonal Antibody (Product # PA5-28301) diluted at 1:500. Antigen Retrieval: Citrate buffer, pH 6.0, 15 min.

View more figures on thermofisher.cn

2 References

Western Blot (2)

<p>Acta pharmaceutica Sinica. B</p> <p>Targeting glutamine utilization to block metabolic adaptation of tumor cells under the stress of carboxamidotriazole-induced nutrients unavailability.</p> <p>"Published figure using GluD1 polyclonal antibody (Product # PA5-28301) in Western Blot"</p> <p>Authors: Shi J,Ju R,Gao H,Huang Y,Guo L,Zhang D</p>	<p>Year</p> <p>2022</p>
<p>Biomedicines</p> <p>Asiatic Acid Prevents Cognitive Deficits by Inhibiting Calpain Activation and Preserving Synaptic and Mitochondrial Function in Rats with Kainic Acid-Induced Seizure.</p> <p>"Published figure using GluD1 polyclonal antibody (Product # PA5-28301) in Western Blot"</p> <p>Authors: Lu CW,Lin TY,Pan TL,Wang PW,Chiu KM,Lee MY,Wang SJ</p>	<p>Year</p> <p>2021</p>

For Research Use Only. Not for use in diagnostic procedures. Not for resale without express authorization. Products are warranted to operate or perform substantially in conformance with published Product specifications in effect at the time of sale, as set forth in the Production documentation, specifications and/or accompanying package inserts ("Documentation"). No claim of suitability for use in applications regulated by FDA is made. The warranty provided herein is valid only when used by properly trained individuals. Unless otherwise stated in the Documentation, this warranty is limited to one year from date of shipment when the Product is subjected to normal, proper and intended usage. This warranty does not extend to anyone other than the Buyer. Any model or sample furnished to Buyer is merely illustrative of the general type and quality of goods and does not represent that any Product will conform to such model or sample. NO OTHER WARRANTIES, EXPRESS OR IMPLIED, ARE GRANTED INCLUDING WITHOUT LIMITATION, IMPLIED WARRANTIES OF MERCHANTABILITY, FITNESS FOR ANY PARTICULAR PURPOSE, OR NON INFRINGEMENT. BUYER'S EXCLUSIVE REMEDY FOR NON-CONFORMING PRODUCTS DURING THE WARRANTY PERIOD IS LIMITED TO REPAIR, REPLACEMENT OF OR REFUND FOR THE NON-CONFORMING PRODUCT(S) AT SELLER'S SOLE OPTION. THERE IS NO OBLIGATION TO REPAIR, REPLACE OR REFUND FOR PRODUCTS AS THE RESULT OF (I) ACCIDENT, DISASTER OR EVENT OF FORCE MAJEURE, (II) MISUSE, FAULT OR NEGLIGENCE OF OR BY BUYER, (III) USE OF THE PRODUCTS IN A MANNER FOR WHICH THEY WERE NOT DESIGNED, OR (IV) IMPROPER STORAGE AND HANDLING OF THE PRODUCTS. Unless otherwise expressly stated on the Product or in the documentation accompanying the Product, the Product is intended for research only and is not to be used for any other purpose, including without limitation, unauthorized commercial uses, in vitro diagnostic uses, ex vivo or in vivo therapeutic uses, or any type of consumption by or application to human or animals.