

# CXCL14 Polyclonal Antibody

Product Details	
Size	100 µL
Species Reactivity	Human, Mouse
Published Species	Human, Mouse
Host/Isotype	Rabbit / IgG
Class	Polyclonal
Type	Antibody
Conjugate	Unconjugated
Immunogen	Synthetic peptide corresponding to a region within amino acids 47 and 111 of Human BRAK
Form	Liquid
Concentration	1.44 mg/mL
Purification	Antigen affinity chromatography
Storage buffer	PBS, pH 7, with 20% glycerol, 1% BSA
Contains	0.025% ProClin 300
Storage conditions	Store at 4°C short term. For long term storage, store at -20°C, avoiding freeze/thaw cycles.
RRID	AB_2546296

Applications	Tested Dilution	Publications
Western Blot (WB)	1:500-1:3,000	-
Immunohistochemistry (IHC)	-	2 Publications
Immunohistochemistry (Paraffin) (IHC (P))	1:100-1:1,000	-

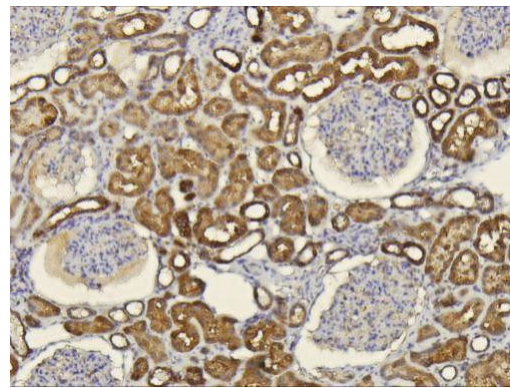
## Product Specific Information

Recommended positive controls: 293T, A431, HeLa, HepG2, Mouse brain.

Predicted reactivity: Mouse (100%), Rat (100%), Pig (100%), Rhesus Monkey (100%), Bovine (100%).

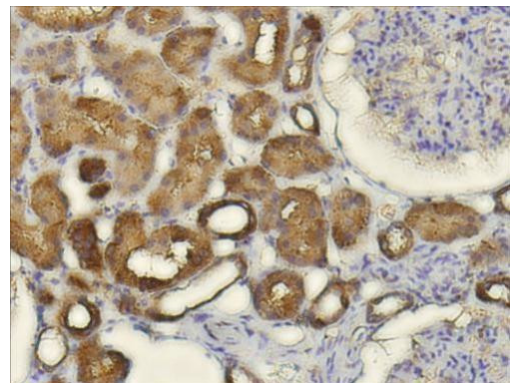
Store product as a concentrated solution. Centrifuge briefly prior to opening the vial.

Product Images For CXCL14 Polyclonal Antibody



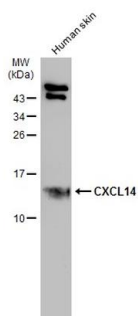
**CXCL14 Antibody (PA5-28820) in IHC (P)**

Immunohistochemical analysis of paraffin-embedded human renal cell carcinoma , using CXCL14 (Product # PA5-28820) antibody at 1:100 dilution. Antigen Retrieval: EDTA based buffer, pH 8.0, 15 min.



**CXCL14 Antibody (PA5-28820) in IHC (P)**

Immunohistochemical analysis of paraffin-embedded human renal cell carcinoma , using CXCL14 (Product # PA5-28820) antibody at 1:100 dilution. Antigen Retrieval: EDTA based buffer, pH 8.0, 15 min.



**CXCL14 Antibody (PA5-28820) in WB**

Western Blot using CXCL14 Polyclonal Antibody (Product # PA5-28820). Human tissue extract (30 µg) was separated by 15% SDS-PAGE, and the membrane was blotted with CXCL14 Polyclonal Antibody (Product # PA5-28820) diluted at 1: 1,000. The HRP-conjugated anti-rabbit IgG antibody was used to detect the primary antibody.

Immunohistochemistry (2)

<p>Oncology letters</p> <p><b>Associations of C-X-C motif chemokine ligands 1/2/8/13/14 with clinicopathological features and survival profile in patients with colorectal cancer.</b></p> <p>"PA5-28820 was used in Immunohistochemistry to assess the correlation of C-X-C motif chemokine ligand (CXCL)1, CXCL2, CXCL8, CXCL13 and CXCL14 with clinicopathological features and survival profile in patients with colorectal cancer (CRC)."</p> <p>Authors: Luo X,Tai J,Zhao Y,Zhao P,Sun D,Wang L</p>	<p>Year 2022</p> <p>Species Human</p> <p>Dilution 1:500</p>
<p>Redox biology</p> <p><b>Cholinergic anti-inflammatory pathway inhibits neointimal hyperplasia by suppressing inflammation and oxidative stress.</b></p> <p>"PA5-28820 was used in Immunohistochemistry to demonstrate the neuro-physiological mechanism that inhibits neointima formation after vascular injury via supressing arterial inflammation and oxidative stress."</p> <p>Authors: Li DJ,Fu H,Tong J,Li YH,Qu LF,Wang P,Shen FM</p>	<p>Year 2018</p> <p>Species Mouse</p> <p>Dilution 1:2000</p>

For Research Use Only. Not for use in diagnostic procedures. Not for resale without express authorization. Products are warranted to operate or perform substantially in conformance with published Product specifications in effect at the time of sale, as set forth in the Production documentation, specifications and/or accompanying package inserts ("Documentation"). No claim of suitability for use in applications regulated by FDA is made. The warranty provided herein is valid only when used by properly trained individuals. Unless otherwise stated in the Documentation, this warranty is limited to one year from date of shipment when the Product is subjected to normal, proper and intended usage. This warranty does not extend to anyone other than the Buyer. Any model or sample furnished to Buyer is merely illustrative of the general type and quality of goods and does not represent that any Product will conform to such model or sample. NO OTHER WARRANTIES, EXPRESS OR IMPLIED, ARE GRANTED INCLUDING WITHOUT LIMITATION, IMPLIED WARRANTIES OF MERCHANTABILITY, FITNESS FOR ANY PARTICULAR PURPOSE, OR NON INFRINGEMENT. BUYER'S EXCLUSIVE REMEDY FOR NON-CONFORMING PRODUCTS DURING THE WARRANTY PERIOD IS LIMITED TO REPAIR, REPLACEMENT OF OR REFUND FOR THE NON-CONFORMING PRODUCT(S) AT SELLER'S SOLE OPTION. THERE IS NO OBLIGATION TO REPAIR, REPLACE OR REFUND FOR PRODUCTS AS THE RESULT OF (I) ACCIDENT, DISASTER OR EVENT OF FORCE MAJEURE, (II) MISUSE, FAULT OR NEGLIGENCE OF OR BY BUYER, (III) USE OF THE PRODUCTS IN A MANNER FOR WHICH THEY WERE NOT DESIGNED, OR (IV) IMPROPER STORAGE AND HANDLING OF THE PRODUCTS. Unless otherwise expressly stated on the Product or in the documentation accompanying the Product, the Product is intended for research only and is not to be used for any other purpose, including without limitation, unauthorized commercial uses, in vitro diagnostic uses, ex vivo or in vivo therapeutic uses, or any type of consumption by or application to human or animals.