

# TdT Polyclonal Antibody

Product Details	
Size	100 µL
Species Reactivity	Human
Host/Isotype	Rabbit / IgG
Class	Polyclonal
Type	Antibody
Conjugate	Unconjugated
Immunogen	Recombinant fragment corresponding to a region within amino acids 296 and 509 of Human TdT
Form	Liquid
Concentration	1 mg/mL
Purification	Antigen affinity chromatography
Storage buffer	PBS, pH 7, with 20% glycerol
Contains	0.025% ProClin 300
Storage conditions	Store at 4°C short term. For long term storage, store at -20°C, avoiding freeze/thaw cycles.
RRID	AB_2546356

Applications	Tested Dilution	Publications
Western Blot (WB)	1:500-1:10,000	-

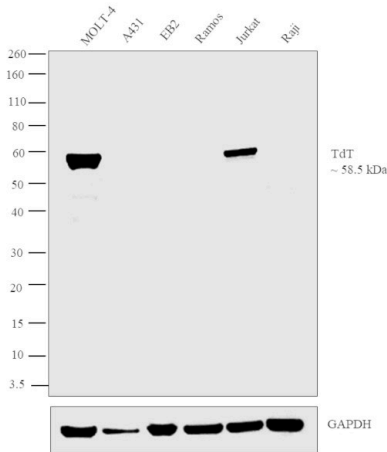
## Product Specific Information

Recommended positive controls: Jurkat, Jurkat nuclear, human DNTT-transfected 293T.

Predicted reactivity: Mouse (80%), Rat (82%), Rhesus Monkey (98%), Bovine (88%).

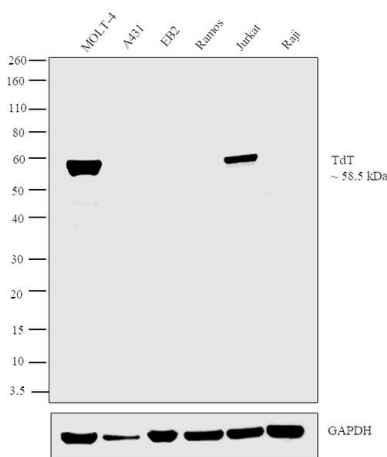
Store product as a concentrated solution. Centrifuge briefly prior to opening the vial.

Product Images For TdT Polyclonal Antibody



TdT Antibody (PA5-28880)

Antibody specificity was demonstrated by detection of differential basal expression of the target in cell lines owing to their inherent genetic constitution. Differential basal expression of TdT was observed across the cell lines tested using product (Product # PA5-28880) in western blot. {RE}

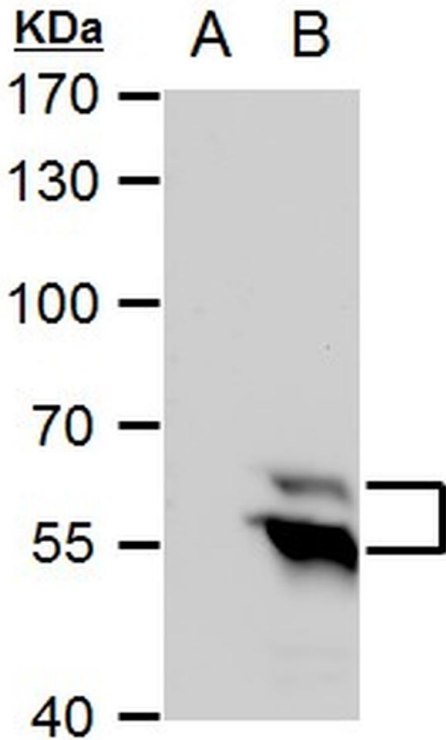


TdT Antibody (PA5-28880) in WB

Western blot analysis was performed on Whole cell extracts (30 µg lysate) of MOLT-4 (Lane 1), A431 (Lane 2), EB2 (Lane 3) Ramos (Lane 4), Jurkat (Lane 5) and Raji (Lane 6). The blot was probed with Anti-TdT Polyclonal Antibody (Product # PA5-28880, 1:1000 dilution) and detected by chemiluminescence using Goat anti-Rabbit IgG (Heavy Chain) Superclonal™ Secondary Antibody, HRP conjugate (Product # A27036, 0.25 µg/mL, 1:4000 dilution). A 58.5 kDa band corresponding to TdT was observed across the cell lines positive for TdT (Lanes 1 and 5), while this band was absent in cell lines which are reported negative for TdT expression (Lanes 2-4, 6).

TdT Antibody (PA5-28880) in WB

TdT Polyclonal Antibody detects TdT protein by western blot analysis. A. 30 µg 293T whole cell extract. B. 30 µg whole cell extract of human DNNT-transfected 293T cells. 7.5 % SDS-PAGE. TdT Polyclonal Antibody (Product # PA5-28880) dilution: 1:5,000.



For Research Use Only. Not for use in diagnostic procedures. Not for resale without express authorization. Products are warranted to operate or perform substantially in conformance with published Product specifications in effect at the time of sale, as set forth in the Production documentation, specifications and/or accompanying package inserts ("Documentation"). No claim of suitability for use in applications regulated by FDA is made. The warranty provided herein is valid only when used by properly trained individuals. Unless otherwise stated in the Documentation, this warranty is limited to one year from date of shipment when the Product is subjected to normal, proper and intended usage. This warranty does not extend to anyone other than the Buyer. Any model or sample furnished to Buyer is merely illustrative of the general type and quality of goods and does not represent that any Product will conform to such model or sample. NO OTHER WARRANTIES, EXPRESS OR IMPLIED, ARE GRANTED INCLUDING WITHOUT LIMITATION, IMPLIED WARRANTIES OF MERCHANTABILITY, FITNESS FOR ANY PARTICULAR PURPOSE, OR NON INFRINGEMENT. BUYER'S EXCLUSIVE REMEDY FOR NON-CONFORMING PRODUCTS DURING THE WARRANTY PERIOD IS LIMITED TO REPAIR, REPLACEMENT OF OR REFUND FOR THE NON-CONFORMING PRODUCT(S) AT SELLER'S SOLE OPTION. THERE IS NO OBLIGATION TO REPAIR, REPLACE OR REFUND FOR PRODUCTS AS THE RESULT OF (I) ACCIDENT, DISASTER OR EVENT OF FORCE MAJEURE, (II) MISUSE, FAULT OR NEGLIGENCE OF OR BY BUYER, (III) USE OF THE PRODUCTS IN A MANNER FOR WHICH THEY WERE NOT DESIGNED, OR (IV) IMPROPER STORAGE AND HANDLING OF THE PRODUCTS. Unless otherwise expressly stated on the Product or in the documentation accompanying the Product, the Product is intended for research only and is not to be used for any other purpose, including without limitation, unauthorized commercial uses, in vitro diagnostic uses, ex vivo or in vivo therapeutic uses, or any type of consumption by or application to human or animals.