

# HEY1 Polyclonal Antibody

Product Details	
Size	100 µL
Species Reactivity	Human
Published Species	Rat, Mouse, Human
Host/Isotype	Rabbit / IgG
Class	Polyclonal
Type	Antibody
Conjugate	Unconjugated
Immunogen	Synthetic peptide directed towards the C-terminal of human HEY1
Form	Liquid
Concentration	0.5 mg/mL
Purification	Affinity Chromatography
Storage buffer	PBS with 2% sucrose
Contains	0.09% sodium azide
Storage conditions	-20° C, Avoid Freeze/Thaw Cycles
RRID	AB_2576326

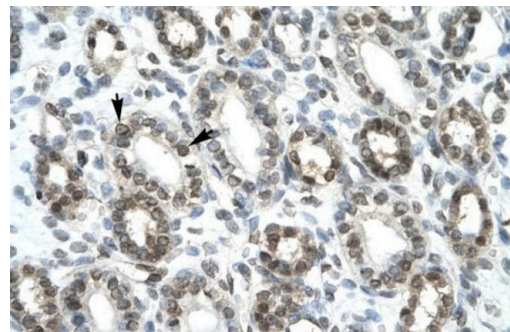
Applications	Tested Dilution	Publications
Western Blot (WB)	1-3 µg/mL	3 Publications
Immunohistochemistry (IHC)	-	2 Publications
Immunohistochemistry (Paraffin) (IHC (P))	4-8 µg/mL	-
Immunocytochemistry (ICC/IF)	-	2 Publications

## Product Specific Information

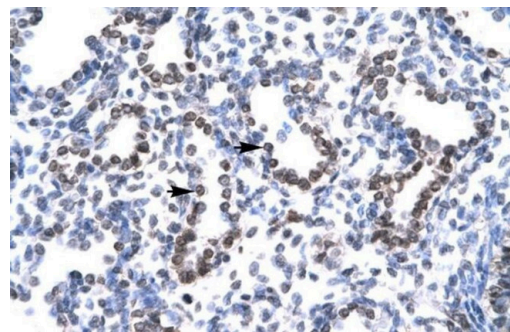
Peptide sequence: PQNGHGNAGT TASPTEPHHQ GRLGSAHPEA PALRAPPSGS FGPVLPVVT

Sequence homology: Cow: 79%; Dog: 86%; Guinea Pig: 93%; Horse: 93%; Human: 100%; Mouse: 93%; Rabbit: 79%; Rat: 93%

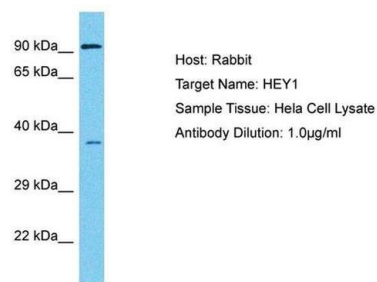
Product Images For HEY1 Polyclonal Antibody



**HEY1 Antibody (PA5-40553) in IHC (P)**  
Immunohistochemistry (paraffin-embedded) analysis of human kidney tissue using an anti-HEY1 polyclonal antibody (Product # PA5-40553).



**HEY1 Antibody (PA5-40553) in IHC (P)**  
Immunohistochemistry (paraffin-embedded) analysis of human lung tissue using an anti-HEY1 polyclonal antibody (Product # PA5-40553).



**HEY1 Antibody (PA5-40553) in WB**  
Western blot analysis of human Hela cell lysate using an anti-HEY1 polyclonal antibody (Product # PA5-40553).

View more figures on [thermofisher.cn](https://thermofisher.cn)

Western Blot (3)

International journal of molecular sciences	Year 2020
<b>Crosstalk between Androgen-ZIP9 Signaling and Notch Pathway in Rodent Sertoli Cells.</b>	
"Published figure using HEY1 polyclonal antibody (Product # PA5-40553) in Immunocytochemistry"	
Authors: Kamiska A,Marek S,Pardyak L,Brzoskwinia M,Bilinska B,Hejmej A	
Reproductive biology and endocrinology : RB&E	Year 2020
<b>Disruption of androgen signaling during puberty affects Notch pathway in rat seminiferous epithelium.</b>	Species Rat
"PA5-40553 was used in Immunohistochemistry to examine whether activation of Notch receptors and expression of Notch ligands and effector genes in rat seminiferous epithelium are controlled by androgen signaling during puberty."	Dilution 1:500
Authors: Kamiska A,Marek S,Pardyak L,Brzoskwinia M,Pawlicki P,Biliska B,Hejmej A	

View more WB references on thermofisher.cn

Immunohistochemistry (2)

Reproductive biology and endocrinology : RB&E	Year 2020
<b>Disruption of androgen signaling during puberty affects Notch pathway in rat seminiferous epithelium.</b>	Species Rat
"PA5-40553 was used in Immunohistochemistry to examine whether activation of Notch receptors and expression of Notch ligands and effector genes in rat seminiferous epithelium are controlled by androgen signaling during puberty."	Dilution 1:500
Authors: Kamiska A,Marek S,Pardyak L,Brzoskwinia M,Pawlicki P,Biliska B,Hejmej A	

Andrology	Year 2020
<b>Notch signaling regulates nuclear androgen receptor AR and membrane androgen receptor ZIP9 in mouse Sertoli cells.</b>	Species Mouse
"PA5-40553 was used in Western Blotting to demonstrate that AR expression is regulated by DLL1-mediated Notch signaling, whereas JAG1 is involved in the regulation of ZIP9."	Dilution 1:3000
Authors: Kamiska A,Pardyak L,Marek S,Wróbel K,Kotula-Balak M,Biliska B,Hejmej A	

More applications with references on thermofisher.cn

ICC/IF (2)

For Research Use Only. Not for use in diagnostic procedures. Not for resale without express authorization. Products are warranted to operate or perform substantially in conformance with published Product specifications in effect at the time of sale, as set forth in the Production documentation, specifications and/or accompanying package inserts ("Documentation"). No claim of suitability for use in applications regulated by FDA is made. The warranty provided herein is valid only when used by properly trained individuals. Unless otherwise stated in the Documentation, this warranty is limited to one year from date of shipment when the Product is subjected to normal, proper and intended usage. This warranty does not extend to anyone other than the Buyer. Any model or sample furnished to Buyer is merely illustrative of the general type and quality of goods and does not represent that any Product will conform to such model or sample. NO OTHER WARRANTIES, EXPRESS OR IMPLIED, ARE GRANTED INCLUDING WITHOUT LIMITATION, IMPLIED WARRANTIES OF MERCHANTABILITY, FITNESS FOR ANY PARTICULAR PURPOSE, OR NON INFRINGEMENT. BUYER'S EXCLUSIVE REMEDY FOR NON-CONFORMING PRODUCTS DURING THE WARRANTY PERIOD IS LIMITED TO REPAIR, REPLACEMENT OF OR REFUND FOR THE NON-CONFORMING PRODUCT(S) AT SELLER'S SOLE OPTION. THERE IS NO OBLIGATION TO REPAIR, REPLACE OR REFUND FOR PRODUCTS AS THE RESULT OF (i) ACCIDENT, DISASTER OR EVENT OF FORCE MAJEURE, (ii) MISUSE, FAULT OR NEGLIGENCE OF OR BY BUYER, (iii) USE OF THE PRODUCTS IN A MANNER FOR WHICH THEY WERE NOT DESIGNED, OR (iv) IMPROPER STORAGE AND HANDLING OF THE PRODUCTS. Unless otherwise expressly stated on the Product or in the documentation accompanying the Product, the Product is intended for research only and is not to be used for any other purpose, including without limitation, unauthorized commercial uses, in vitro diagnostic uses, ex vivo or in vivo therapeutic uses, or any type of consumption by or application to human or animals.