

Optineurin Polyclonal Antibody

| Product Details | |
|--------------------|--|
| Size | 100 µL |
| Species Reactivity | Human |
| Host/Isotype | Rabbit / IgG |
| Class | Polyclonal |
| Type | Antibody |
| Conjugate | Unconjugated |
| Immunogen | Recombinant protein corresponding to Human Optineurin |
| Form | Liquid |
| Concentration | 0.1 mg/mL |
| Purification | Antigen affinity chromatography |
| Storage buffer | PBS, pH 7.2, with 40% glycerol |
| Contains | 0.02% sodium azide |
| Storage conditions | Store at 4°C short term. For long term storage, store at -20°C, avoiding freeze/thaw cycles. |
| RRID | AB_2644993 |

| Applications | Tested Dilution | Publications |
|------------------------------|-----------------|--------------|
| Western Blot (WB) | 0.04-0.4 µg/mL | - |
| Immunohistochemistry (IHC) | 1:200-1:500 | - |
| Immunocytochemistry (ICC/IF) | 0.25-2 µg/mL | - |

Product Specific Information

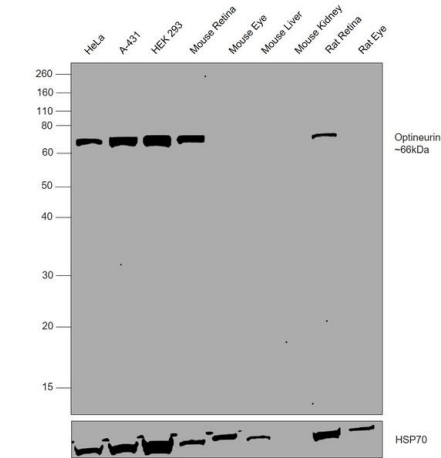
Immunogen sequence: LELAEKALAS KQLQMDEMKG TIAKQEEDE TMTILRAQME VYCSDFAER AAREKIHEEK EQLALQLAVL LKENDAFEDG GRQSLMEMQS RHGARTSDSD QQAYLVQRGA EDRDWRQQRN IPIHSCPCKG EVL

Highest antigen sequence identity to the following orthologs: Mouse - 85%, Rat - 88%.

Product Images For Optineurin Polyclonal Antibody

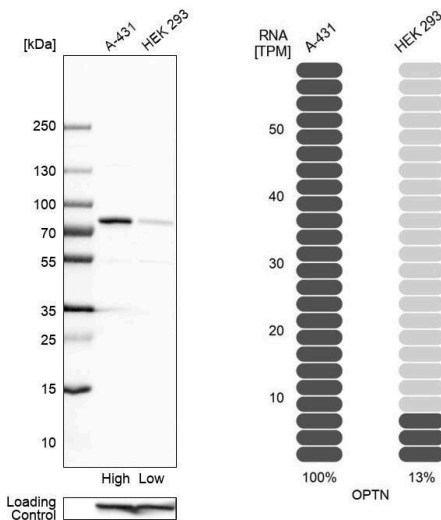
Optineurin Antibody (PA5-51882) in WB

Western Blot was performed using Anti-Optineurin Polyclonal Antibody (Product # PA5-51882) and a 66 kDa band corresponding to Optineurin was observed across all the tested cell lines and tissues, except Mouse Eye, Mouse Liver and Rat Eye. Whole cell extracts (30 µg lysate) of HeLa (Lane 1), A-431 (Lane 2), HEK-293 (Lane 3), Mouse Retina (Lane 4), Mouse Eye (Lane 5), Mouse Liver (Lane 6), Mouse Kidney (Lane 7), Rat Retina (Lane 8), Rat Eye (Lane 9) were electrophoresed using NuPAGE™ 10% Bis-Tris Protein Gel (Product # NP0302BOX). Resolved proteins were then transferred onto a nitrocellulose membrane (Product # IB23002) by iBlot® 2 Dry Blotting System (Product # IB21001). The blot was probed with the primary antibody (0.1 µg/mL) and detected by chemiluminescence with Goat anti-Rabbit IgG (Heavy Chain) Superclonal™ Recombinant Secondary Antibody, HRP (Product # A27036, 1: 4000 dilution) using the iBright FL 1000 (Product # A32752). Chemiluminescent detection was performed using Novex® ECL Chemiluminescent Substrate Reagent Kit (Product # WP20005).



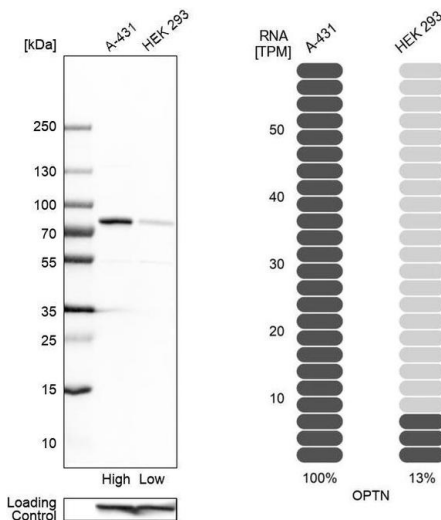
Optineurin Antibody (PA5-51882)

Relative expression in western blot: Antibody specificity was demonstrated by detection of known differential basal expression of the target across tissue/cell models. Expression of Optineurin was observed specifically in A-431 cells and in HEK293 cells using anti-Optineurin Polyclonal Antibody (Product # PA5-51882) in western blot. The relative expression levels of Optineurin within each cell line is shown using RNA-Seq. {RE}



Optineurin Antibody (PA5-51882) in WB

Western blot analysis of Optineurin in human cell lines A-431 and HEK293 using a Optineurin Polyclonal Antibody (Product # PA5-51882). Corresponding OPTN RNA-seq data are presented for the same cell lines. Loading control: Anti-GAPDH.



View more figures on thermofisher.cn

For Research Use Only. Not for use in diagnostic procedures. Not for resale without express authorization. Products are warranted to operate or perform substantially in conformance with published Product specifications in effect at the time of sale, as set forth in the Production documentation, specifications and/or accompanying package inserts ("Documentation"). No claim of suitability for use in applications regulated by FDA is made. The warranty provided herein is valid only when used by properly trained individuals. Unless otherwise stated in the Documentation, this warranty is limited to one year from date of shipment when the Product is subjected to normal, proper and intended usage. This warranty does not extend to anyone other than the Buyer. Any model or sample furnished to Buyer is merely illustrative of the general type and quality of goods and does not represent that any Product will conform to such model or sample. NO OTHER WARRANTIES, EXPRESS OR IMPLIED, ARE GRANTED INCLUDING WITHOUT LIMITATION, IMPLIED WARRANTIES OF MERCHANTABILITY, FITNESS FOR ANY PARTICULAR PURPOSE, OR NON INFRINGEMENT. BUYER'S EXCLUSIVE REMEDY FOR NON-CONFORMING PRODUCTS DURING THE WARRANTY PERIOD IS LIMITED TO REPAIR, REPLACEMENT OF OR REFUND FOR THE NON-CONFORMING PRODUCT(S) AT SELLER'S SOLE OPTION. THERE IS NO OBLIGATION TO REPAIR, REPLACE OR REFUND FOR PRODUCTS AS THE RESULT OF (I) ACCIDENT, DISASTER OR EVENT OF FORCE MAJEURE, (II) MISUSE, FAULT OR NEGLIGENCE OF OR BY BUYER, (III) USE OF THE PRODUCTS IN A MANNER FOR WHICH THEY WERE NOT DESIGNED, OR (IV) IMPROPER STORAGE AND HANDLING OF THE PRODUCTS. Unless otherwise expressly stated on the Product or in the documentation accompanying the Product, the Product is intended for research only and is not to be used for any other purpose, including without limitation, unauthorized commercial uses, in vitro diagnostic uses, ex vivo or in vivo therapeutic uses, or any type of consumption by or application to human or animals.