

AMER2 Polyclonal Antibody

Product Details	
Size	100 µL
Species Reactivity	Human
Host/Isotype	Rabbit / IgG
Class	Polyclonal
Type	Antibody
Conjugate	Unconjugated
Immunogen	Recombinant protein corresponding to Human AMER2
Form	Liquid
Concentration	0.2 mg/mL
Purification	Antigen affinity chromatography
Storage buffer	PBS, pH 7.2, with 40% glycerol
Contains	0.02% sodium azide
Storage conditions	Store at 4°C short term. For long term storage, store at -20°C, avoiding freeze/thaw cycles.
RRID	AB_2637902

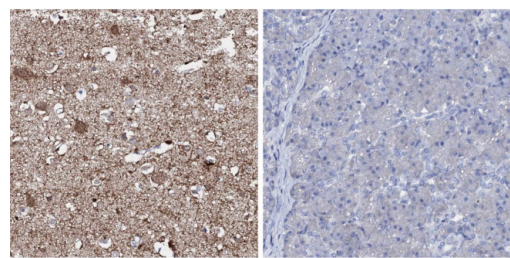
Applications	Tested Dilution	Publications
Western Blot (WB)	0.04-0.4 µg/mL	-
Immunohistochemistry (IHC)	1:500-1:1,000	-

Product Specific Information

Immunogen sequence: VDDTYLQEFW DMLSQTEEQG PEPQEGAAKV AAALETKVVP ETPKDTRCVE AAKDASSVKR RRLNRIPIEP HPKEEPKHPE KEQQE

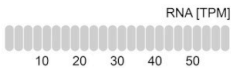
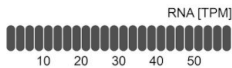
Highest antigen sequence identity to the following orthologs: Mouse - 75%, Rat - 74%.

Product Images For AMER2 Polyclonal Antibody



AMER2 in Cerebral cortex

AMER2 in Pancreas

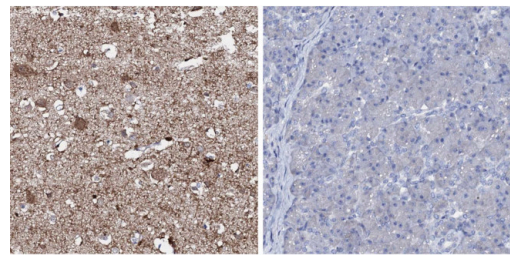


AMER2 Antibody (PA5-58794)

Relative expression in different tissues in IHC: Detection of differential expression levels of AMER2 demonstrates antibody specificity. Immunohistochemical analysis of AMER2 using anti-AMER2 Polyclonal Antibody (Product # PA5-58794), shows significant staining of AMER2 in human cerebral cortex and shows minimal or weak staining in human pancreas tissues. The relative expression levels of AMER2 within each tissue is shown using RNA-Seq. {RE}

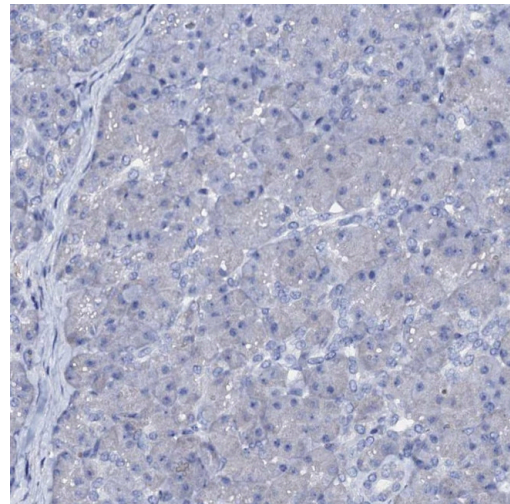
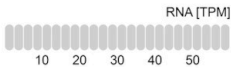
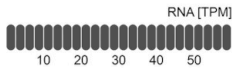
AMER2 Antibody (PA5-58794) in IHC

Immunohistochemical staining of AMER2 in human cerebral cortex and pancreas tissues using AMER2 Polyclonal Antibody (Product # PA5-58794). Corresponding AMER2 RNA-seq data are presented for the same tissues.



AMER2 in Cerebral cortex

AMER2 in Pancreas



AMER2 Antibody (PA5-58794) in IHC

Immunohistochemical staining of AMER2 in human pancreas using AMER2 Polyclonal Antibody (Product # PA5-58794) shows low expression as expected.

View more figures on thermofisher.cn

For Research Use Only. Not for use in diagnostic procedures. Not for resale without express authorization. Products are warranted to operate or perform substantially in conformance with published Product specifications in effect at the time of sale, as set forth in the Production documentation, specifications and/or accompanying package inserts ("Documentation"). No claim of suitability for use in applications regulated by FDA is made. The warranty provided herein is valid only when used by properly trained individuals. Unless otherwise stated in the Documentation, this warranty is limited to one year from date of shipment when the Product is subjected to normal, proper and intended usage. This warranty does not extend to anyone other than the Buyer. Any model or sample furnished to Buyer is merely illustrative of the general type and quality of goods and does not represent that any Product will conform to such model or sample. NO OTHER WARRANTIES, EXPRESS OR IMPLIED, ARE GRANTED INCLUDING WITHOUT LIMITATION, IMPLIED WARRANTIES OF MERCHANTABILITY, FITNESS FOR ANY PARTICULAR PURPOSE, OR NON INFRINGEMENT. BUYER'S EXCLUSIVE REMEDY FOR NON-CONFORMING PRODUCTS DURING THE WARRANTY PERIOD IS LIMITED TO REPAIR, REPLACEMENT OF OR REFUND FOR THE NON-CONFORMING PRODUCT(S) AT SELLER'S SOLE OPTION. THERE IS NO OBLIGATION TO REPAIR, REPLACE OR REFUND FOR PRODUCTS AS THE RESULT OF (I) ACCIDENT, DISASTER OR EVENT OF FORCE MAJEURE, (II) MISUSE, FAULT OR NEGLIGENCE OF OR BY BUYER, (III) USE OF THE PRODUCTS IN A MANNER FOR WHICH THEY WERE NOT DESIGNED, OR (IV) IMPROPER STORAGE AND HANDLING OF THE PRODUCTS. Unless otherwise expressly stated on the Product or in the documentation accompanying the Product, the Product is intended for research only and is not to be used for any other purpose, including without limitation, unauthorized commercial uses, in vitro diagnostic uses, ex vivo or in vivo therapeutic uses, or any type of consumption by or application to human or animals.