

HDAC8 Polyclonal Antibody

Product Details

Size	100 µg
Species Reactivity	Human, Mouse, Rat
Published Species	Human
Host/Isotype	Rabbit / IgG
Class	Polyclonal
Type	Antibody
Conjugate	Unconjugated
Immunogen	A synthetic peptide corresponding to a sequence at the N-terminus of human HDAC8 (18-33aa YIYSPEYVSMCDSLAK).
Form	Lyophilized
Concentration	500 µg/mL
Purification	Antigen affinity chromatography
Storage buffer	PBS with 5mg BSA
Contains	0.05mg sodium azide, 0.05mg thimerosal
Storage conditions	-20°C
RRID	AB_2746469

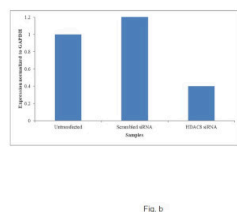
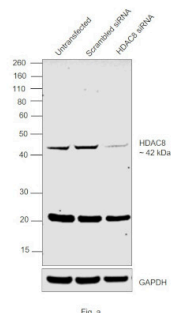
Applications

Applications	Tested Dilution	Publications
Western Blot (WB)	0.1-0.5 µg/mL	1 Publication
Immunohistochemistry (Paraffin) (IHC (P))	0.5-1 µg/mL	-

Product Specific Information

Reconstitute with 0.2 mL of distilled water to yield a concentration of 500 µg/mL.

Product Images For HDAC8 Polyclonal Antibody

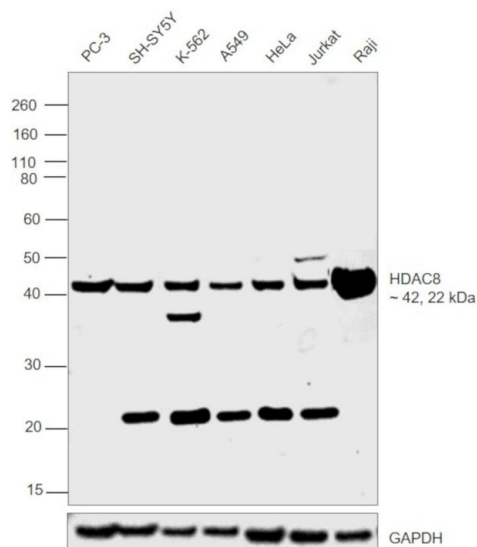


HDAC8 Antibody (PA5-79353)

Antibody specificity was demonstrated by siRNA mediated KD of target protein. HeLa cells were transfected with HDAC8 siRNA and reduction of signal was observed in Western Blot using HDAC8 Polyclonal Antibody (Product # PA5-79353). {KD}

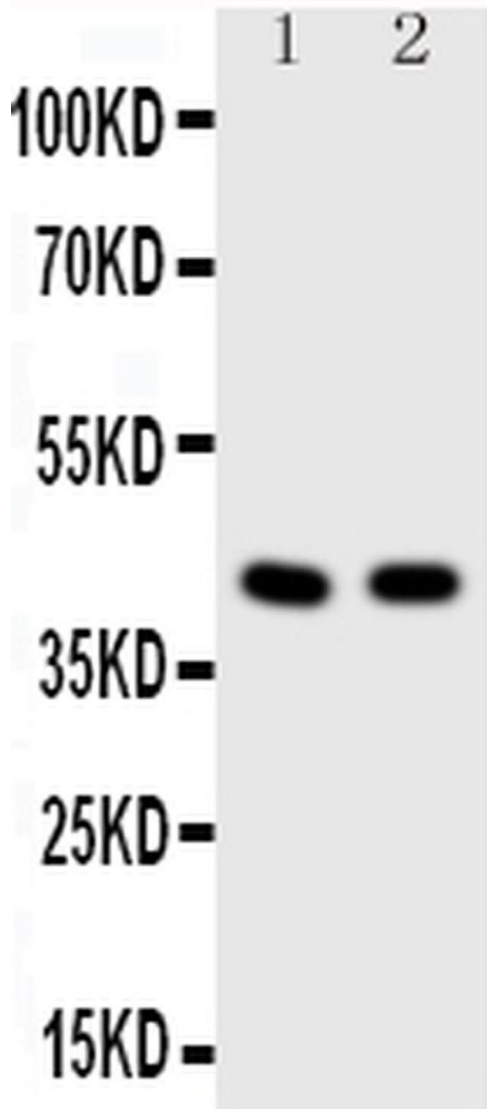
HDAC8 Antibody (PA5-79353) in WB

Western blot was performed using Anti-HDAC8 Polyclonal Antibody (Product # PA5-79353) and 42, 22 kDa band corresponding to HDAC8 were observed across cell lines tested. Modified whole cell extracts (1% SDS) (30 µg lysate) of PC-3 (Lane 1), SH-SY5Y (Lane 2), K-562 (Lane 3), A549 (Lane 4), HeLa (Lane 5), Jurkat (Lane 6) and Raji (Lane 7) were electrophoresed using Novex® NuPAGE® 4-12 % Bis-Tris gel (Product # NP0322BOX). Resolved proteins were then transferred onto a nitrocellulose membrane (Product # IB23001) by iBlot® 2 Dry Blotting System (Product # IB21001). The blot was probed with the primary antibody (0.3 µg/mL) and detected by chemiluminescence Goat Anti-Rabbit IgG Secondary Antibody, HRP conjugate (Product # A27036, 1:4000 dilution) using the iBright FL 1000 (Product # A32752). Chemiluminescent detection was performed using Novex® ECL Chemiluminescent Substrate Reagent Kit (Product # WP20005).



HDAC8 Antibody (PA5-79353) in WB

Western blot analysis of HDAC8 in Lane 1: rat cardiac muscle: tissue lysate, Lane 2: A549 whole cell lysate using 40-50 µg per well. Sample was incubated with HDAC8 (Product # PA5-79353) at a dilution of 0.5 µg/mL.



1 Reference

Western Blot (1)

Cells	Year 2021
Targeting HDACs in Pancreatic Neuroendocrine Tumor Models.	Species Human
<p>"PA5-79353 was used in Western Blotting to uncover epigenetic HDAC modulation using PB as a promising new therapeutic avenue in PanNET, linking cell-cycle modulation and pathways such as JAK2/STAT3 to epigenetic targeting."</p> <p>Authors: Schmitz RL,Weissbach J,Kleilein J,Bell J,Hüttelmaier S,Viol F,Clauditz T,Grabowski P,Laumen H,Rosendahl J,Michl P,Schrader J,Krug S</p>	

For Research Use Only. Not for use in diagnostic procedures. Not for resale without express authorization. Products are warranted to operate or perform substantially in conformance with published Product specifications in effect at the time of sale, as set forth in the Production documentation, specifications and/or accompanying package inserts ("Documentation"). No claim of suitability for use in applications regulated by FDA is made. The warranty provided herein is valid only when used by properly trained individuals. Unless otherwise stated in the Documentation, this warranty is limited to one year from date of shipment when the Product is subjected to normal, proper and intended usage. This warranty does not extend to anyone other than the Buyer. Any model or sample furnished to Buyer is merely illustrative of the general type and quality of goods and does not represent that any Product will conform to such model or sample. NO OTHER WARRANTIES, EXPRESS OR IMPLIED, ARE GRANTED INCLUDING WITHOUT LIMITATION, IMPLIED WARRANTIES OF MERCHANTABILITY, FITNESS FOR ANY PARTICULAR PURPOSE, OR NON-INFRINGEMENT. BUYER'S EXCLUSIVE REMEDY FOR NON-CONFORMING PRODUCTS DURING THE WARRANTY PERIOD IS LIMITED TO REPAIR, REPLACEMENT OF OR REFUND FOR THE NON-CONFORMING PRODUCT(S) AT SELLER'S SOLE OPTION. THERE IS NO OBLIGATION TO REPAIR, REPLACE OR REFUND FOR PRODUCTS AS THE RESULT OF (I) ACCIDENT, DISASTER OR EVENT OF FORCE MAJEURE, (II) MISUSE, FAULT OR NEGLIGENCE OF OR BY BUYER, (III) USE OF THE PRODUCTS IN A MANNER FOR WHICH THEY WERE NOT DESIGNED, OR (IV) IMPROPER STORAGE AND HANDLING OF THE PRODUCTS. Unless otherwise expressly stated on the Product or in the documentation accompanying the Product, the Product is intended for research only and is not to be used for any other purpose, including without limitation, unauthorized commercial uses, in vitro diagnostic uses, ex vivo or in vivo therapeutic uses, or any type of consumption by or application to human or animals.