

SHH Monoclonal Antibody (G.162.10)

Product Details

Size	100 µL
Species Reactivity	Human, Rat
Host/Isotype	Rabbit / IgG
Class	Monoclonal
Type	Antibody
Clone	G.162.10
Conjugate	Unconjugated
Immunogen	Synthetic peptide corresponding to residues surrounding Glu53 of human Shh
Form	Liquid
Purification	Affinity chromatography
Storage buffer	0.01M HEPES, pH 7.5, with 0.15M NaCl, 100µg/mL BSA, 50% glycerol
Contains	<0.02% sodium azide
Storage conditions	-20°C
RRID	AB_10980042

Applications

Tested Dilution

Publications

Western Blot (WB)

1:1,000


-

Product Specific Information

It is not recommended to aliquot this antibody.

This antibody is not cross-reactive with transfected IHH and DHH.

Product Images For SHH Monoclonal Antibody (G.162.10)

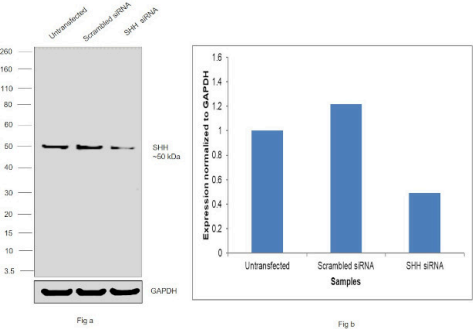


SHH Antibody (MA5-14909) in WB

Western Blot was performed using Anti-SHH Monoclonal Antibody (G.162.10) (Product # MA5-14909) and a ~50 kDa band corresponding to Sonic hedgehog protein was observed across cell lines tested. Whole cell extracts (30 µg lysate) of A549 (Lane 1), PANC-1 (Lane 2), MIA PaCa-2 (Lane 3), Hep G2 (Lane 4), U-2 OS (Lane 5) were electrophoresed using NuPAGE™ 4-12% Bis-Tris Protein Gel (Product # NP0321BOX). Resolved proteins were then transferred onto a nitrocellulose membrane (Product # LC2001) by iBlot® 2 Dry Blotting System (Product # IB21001). The blot was probed with the primary antibody (1:1000 dilution) and detected by chemiluminescence with Goat anti-Rabbit IgG (Heavy Chain) Superclonal™ Recombinant Secondary Antibody, HRP (Product # A27036, 1:4000 dilution) using the iBright FL 1000 (Product # A32752). Chemiluminescent detection was performed using SuperSignal™ West Dura Extended Duration Substrate (Product # 34076).

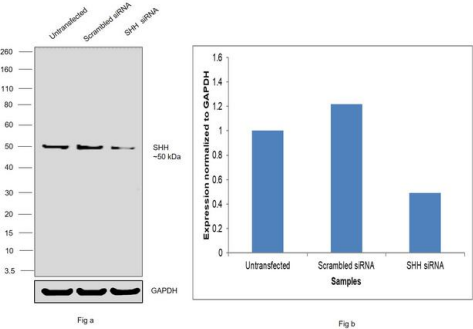
SHH Antibody (MA5-14909)

Antibody specificity was demonstrated by siRNA mediated knockdown of target protein. A549 cells were transfected with Sonic hedgehog protein siRNA and decrease in signal intensity was observed in Western Blot application using Anti-SHH Monoclonal Antibody (G.162.10) (Product # MA5-14909). {KD}



SHH Antibody (MA5-14909) in WB

Knockdown of Sonic hedgehog protein was achieved by transfecting A549 with Sonic hedgehog protein specific siRNAs (Silencer® select Product # S12818, S12817). Western Blot analysis (Fig. a) was performed using Whole cell extracts from the Sonic hedgehog protein knockdown cells (lane 3), non-targeting scrambled siRNA transfected cells (lane 2) and untransfected cells (lane 1). The blot was probed with SHH Monoclonal Antibody (G.162.10) (Product # MA5-14909, 1:1000 dilution) and Goat anti-Rabbit IgG (Heavy Chain) Superclonal™ Recombinant Secondary Antibody, HRP (Product # A27036, 1:4000 dilution). Densitometric analysis of this Western Blot is shown in histogram (Fig. b). Decrease in signal upon siRNA mediated knock down confirms that antibody is specific to Sonic hedgehog protein.



For Research Use Only. Not for use in diagnostic procedures. Not for resale without express authorization. Products are warranted to operate or perform substantially in conformance with published Product specifications in effect at the time of sale, as set forth in the Production documentation, specifications and/or accompanying package inserts ("Documentation"). No claim of suitability for use in applications regulated by FDA is made. The warranty provided herein is valid only when used by properly trained individuals. Unless otherwise stated in the Documentation, this warranty is limited to one year from date of shipment when the Product is subjected to normal, proper and intended usage. This warranty does not extend to anyone other than the Buyer. Any model or sample furnished to Buyer is merely illustrative of the general type and quality of goods and does not represent that any Product will conform to such model or sample. NO OTHER WARRANTIES, EXPRESS OR IMPLIED, ARE GRANTED INCLUDING WITHOUT LIMITATION, IMPLIED WARRANTIES OF MERCHANTABILITY, FITNESS FOR ANY PARTICULAR PURPOSE, OR NON-INFRINGEMENT. BUYER'S EXCLUSIVE REMEDY FOR NON-CONFORMING PRODUCTS DURING THE WARRANTY PERIOD IS LIMITED TO REPAIR, REPLACEMENT OF OR REFUND FOR THE NON-CONFORMING PRODUCT(S) AT SELLER'S SOLE OPTION. THERE IS NO OBLIGATION TO REPAIR, REPLACE OR REFUND FOR PRODUCTS AS THE RESULT OF (I) ACCIDENT, DISASTER OR EVENT OF FORCE MAJEURE, (II) MISUSE, FAULT OR NEGLIGENCE OF OR BY BUYER, (III) USE OF THE PRODUCTS IN A MANNER FOR WHICH THEY WERE NOT DESIGNED, OR (IV) IMPROPER STORAGE AND HANDLING OF THE PRODUCTS. Unless otherwise expressly stated on the Product or in the documentation accompanying the Product, the Product is intended for research only and is not to be used for any other purpose, including without limitation, unauthorized commercial uses, in vitro diagnostic uses, ex vivo or in vivo therapeutic uses, or any type of consumption by or application to human or animals.