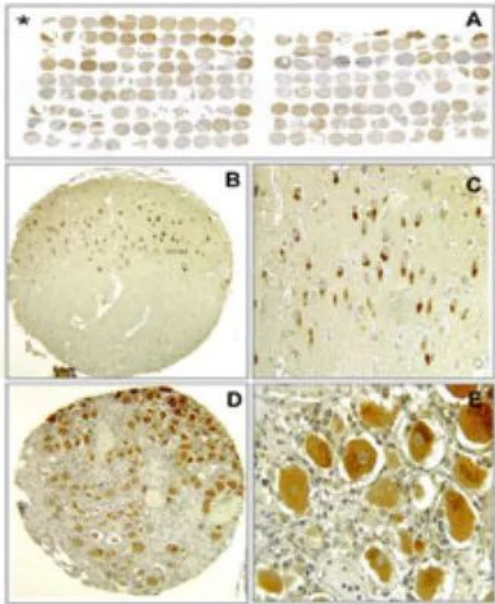


Bi-1 Monoclonal Antibody (20F565)

Product Details	
Size	100 µg
Species Reactivity	Human, Mouse, Rat
Host/Isotype	Mouse / IgG2b, kappa
Class	Monoclonal
Type	Antibody
Clone	20F565
Conjugate	Unconjugated
Immunogen	A synthetic peptide made to the N-terminal portion of the human Bax inhibitor 1 protein (between amino acids 1-40) UniProt P55061.
Form	Liquid
Concentration	0.5 mg/mL
Purification	Protein G
Storage buffer	PBS with 0.05% BSA
Contains	0.05% sodium azide
Storage conditions	-20° C, Avoid Freeze/Thaw Cycles
RRID	AB_2537743

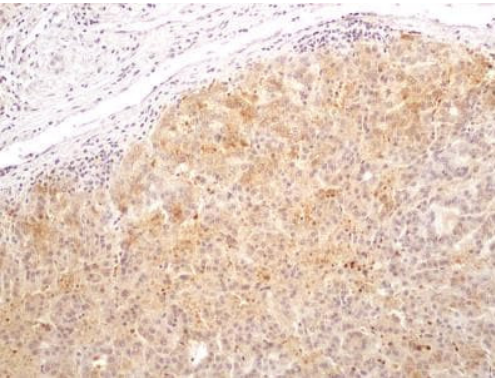
Applications	Tested Dilution	Publications
Western Blot (WB)	1-5 µg/mL	-
Immunohistochemistry (Paraffin) (IHC (P))	0.5-5 µg/mL	-

Product Images For Bi-1 Monoclonal Antibody (20F565)



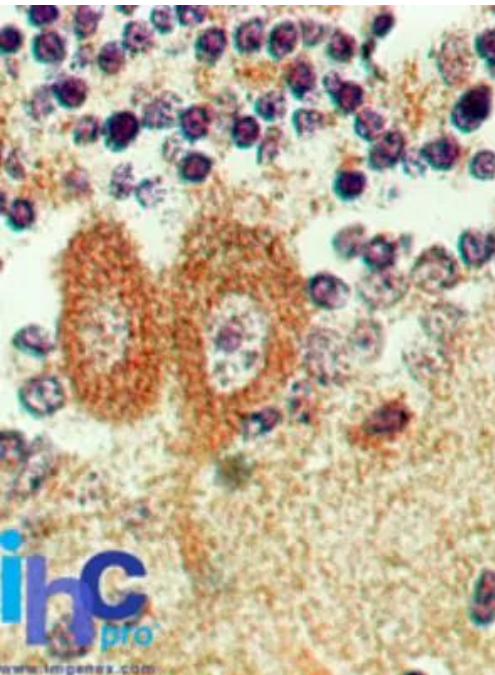
Bi-1 Antibody (MA5-16225) in IHC (P)

Immunohistochemical analysis of Bi-1 in human and mouse TMA, human archicortex, neurons of human dorsal root ganglion. Samples were incubated with Bi-1 monoclonal antibody (Product # MA5-16225) using a dilution of 5 µg/mL. A) overview of stained human and mouse TMA, B-C) immunoreactivity in human archicortex (positive neurons of hippocampal gyrus) at 200X and 400X, D-E) strong immunoreactivity in neurons of human dorsal root ganglion.



Bi-1 Antibody (MA5-16225) in IHC (P)

Immunohistochemical analysis of Bi-1 in formalin-fixed paraffin-embedded tissue section of human liver cancer. Samples were incubated in Bi-1 monoclonal antibody (Product # MA5-16225) using a dilution of 5 µg/mL. Cytoplasmic immuno-positivity of Bax inhibitor 1 (TMBIM6) was observed in the hepatitis cancer cells whereas the cells of tumor stroma did not develop any staining [10X Magnification].



Bi-1 Antibody (MA5-16225) in IHC (P)

Immunohistochemical analysis of Bi-1 in formalin-fixed, paraffin-embedded human brain. Samples were incubated in Bi-1 monoclonal antibody (Product # MA5-16225) using a dilution of 0.5 µg/mL. Staining of formalin-fixed tissues is enhanced by boiling tissue sections in 10 mM sodium citrate buffer, pH 6.0 for 10-20 min followed by cooling at RT for 20 min.

View more figures on thermofisher.cn

For Research Use Only. Not for use in diagnostic procedures. Not for resale without express authorization. Products are warranted to operate or perform substantially in conformance with published Product specifications in effect at the time of sale, as set forth in the Production documentation, specifications and/or accompanying package inserts ("Documentation"). No claim of suitability for use in applications regulated by FDA is made. The warranty provided herein is valid only when used by properly trained individuals. Unless otherwise stated in the Documentation, this warranty is limited to one year from date of shipment when the Product is subjected to normal, proper and intended usage. This warranty does not extend to anyone other than the Buyer. Any model or sample furnished to Buyer is merely illustrative of the general type and quality of goods and does not represent that any Product will conform to such model or sample. NO OTHER WARRANTIES, EXPRESS OR IMPLIED, ARE GRANTED INCLUDING WITHOUT LIMITATION, IMPLIED WARRANTIES OF MERCHANTABILITY, FITNESS FOR ANY PARTICULAR PURPOSE, OR NON INFRINGEMENT. BUYER'S EXCLUSIVE REMEDY FOR NON-CONFORMING PRODUCTS DURING THE WARRANTY PERIOD IS LIMITED TO REPAIR, REPLACEMENT OF OR REFUND FOR THE NON-CONFORMING PRODUCT(S) AT SELLER'S SOLE OPTION. THERE IS NO OBLIGATION TO REPAIR, REPLACE OR REFUND FOR PRODUCTS AS THE RESULT OF (I) ACCIDENT, DISASTER OR EVENT OF FORCE MAJEURE, (II) MISUSE, FAULT OR NEGLIGENCE OF OR BY BUYER, (III) USE OF THE PRODUCTS IN A MANNER FOR WHICH THEY WERE NOT DESIGNED, OR (IV) IMPROPER STORAGE AND HANDLING OF THE PRODUCTS. Unless otherwise expressly stated on the Product or in the documentation accompanying the Product, the Product is intended for research only and is not to be used for any other purpose, including without limitation, unauthorized commercial uses, in vitro diagnostic uses, ex vivo or in vivo therapeutic uses, or any type of consumption by or application to human or animals.