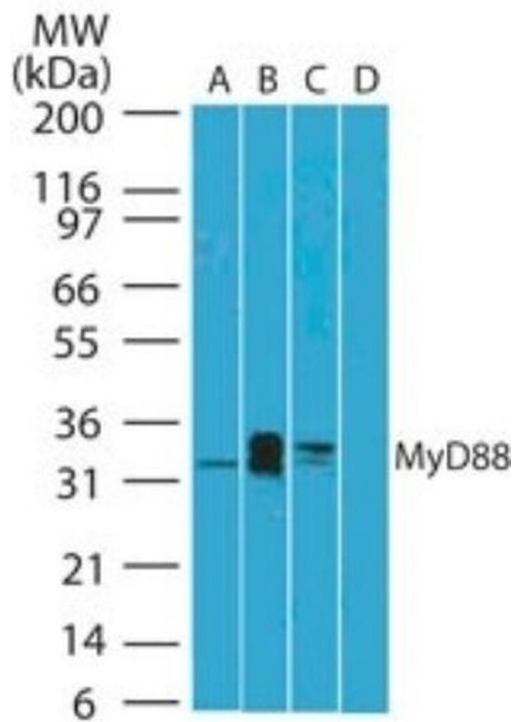


MyD88 Monoclonal Antibody (4D6)

Product Details	
Size	100 µg
Species Reactivity	Human, Mouse, Non-human primate, Rhesus monkey
Published Species	Human
Host/Isotype	Mouse / IgG1, kappa
Class	Monoclonal
Type	Antibody
Clone	4D6
Conjugate	Unconjugated
Immunogen	A portion of amino acids 50-100 of human MyD88
Form	Liquid
Concentration	1.0 mg/mL
Purification	Protein G
Storage buffer	PBS
Contains	0.02% sodium azide
Storage conditions	Store at 4°C short term. For long term storage, store at -20°C, avoiding freeze/thaw cycles.
RRID	AB_2537749

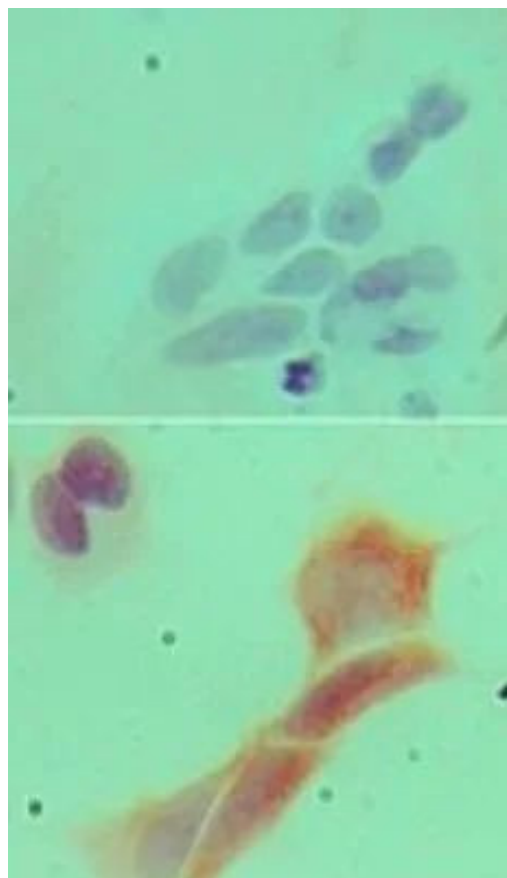
Applications	Tested Dilution	Publications
Western Blot (WB)	2 µg/mL	1 Publication
Immunohistochemistry (IHC)	-	1 Publication
Immunocytochemistry (ICC/IF)	5 µg/mL	-
Flow Cytometry (Flow)	0.5 µg per million cells	-

Product Images For MyD88 Monoclonal Antibody (4D6)



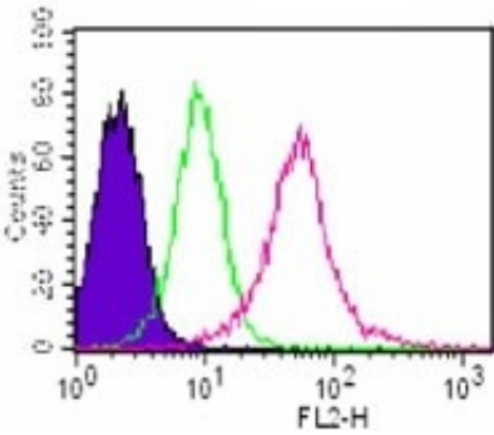
MyD88 Antibody (MA5-16231) in WB

Western blot analysis of MyD88 in A) human ovary, B) human prostate and Jurkat cell lysate in the C) absence and D) presence of immunizing peptide. Samples were incubated in MyD88 monoclonal antibody (Product # MA5-16231) followed by a goat anti-mouse Ig HRP secondary antibody. PicoTest ECL substrate solution was used for this test.



MyD88 Antibody (MA5-16231) in ICC/IF

Immunocytochemistry analysis of MyD88 in MCF-7 cells. Samples were incubated in MyD88 monoclonal antibody (Product # MA5-16231) using a dilution of 5 µg/mL. Isotype control (top) and MyD88 Antibody (bottom).



MyD88 Antibody (MA5-16231) in Flow

Flow cytometry of MyD88 in Jurkat cells. Samples were incubated in MyD88 monoclonal antibody (Product # MA5-16231) using a dilution of 0.5 µg followed by anti-mouse IgG PE conjugated secondary antibody. Shaded histogram represents cells without antibody; green represents isotype control; red represents MyD88 antibody.

[View more figures on thermofisher.cn](https://thermofisher.cn)

2 References

Western Blot (1)

Frontiers in immunology	Year 2019
Recognition of Double-Stranded RNA and Regulation of Interferon Pathway by Toll-Like Receptor 10.	Species Human
"Published figure using MyD88 monoclonal antibody (Product # MA5-16231) in Western Blot"	
Authors: Lee SM,Yip TF,Yan S,Jin DY,Wei HL,Guo RT,Peiris JSM	

Immunohistochemistry (1)

American heart journal	Year 2007
Association between toll-like receptor 8 expression and adverse clinical outcomes in patients with enterovirus-associated dilated cardiomyopathy.	Species Human
"MA5-16231 was used in immunohistochemistry to study the prognostic significance of TLR8 expression in patients with enterovirus-associated dilated cardiomyopathy"	
Authors: Satoh M,Akatsu T,Ishikawa Y,Minami Y,Takahashi Y,Nakamura M	

For Research Use Only. Not for use in diagnostic procedures. Not for resale without express authorization. Products are warranted to operate or perform substantially in conformance with published Product specifications in effect at the time of sale, as set forth in the Production documentation, specifications and/or accompanying package inserts ("Documentation"). No claim of suitability for use in applications regulated by FDA is made. The warranty provided herein is valid only when used by properly trained individuals. Unless otherwise stated in the Documentation, this warranty is limited to one year from date of shipment when the Product is subjected to normal, proper and intended usage. This warranty does not extend to anyone other than the Buyer. Any model or sample furnished to Buyer is merely illustrative of the general type and quality of goods and does not represent that any Product will conform to such model or sample. NO OTHER WARRANTIES, EXPRESS OR IMPLIED, ARE GRANTED INCLUDING WITHOUT LIMITATION, IMPLIED WARRANTIES OF MERCHANTABILITY, FITNESS FOR ANY PARTICULAR PURPOSE, OR NON-INFRINGEMENT. BUYER'S EXCLUSIVE REMEDY FOR NON-CONFORMING PRODUCTS DURING THE WARRANTY PERIOD IS LIMITED TO REPAIR, REPLACEMENT OF OR REFUND FOR THE NON-CONFORMING PRODUCT(S) AT SELLER'S SOLE OPTION. THERE IS NO OBLIGATION TO REPAIR, REPLACE OR REFUND FOR PRODUCTS AS THE RESULT OF (i) ACCIDENT, DISASTER OR EVENT OF FORCE MAJEURE, (ii) MISUSE, FAULT OR NEGLIGENCE OF OR BY BUYER, (iii) USE OF THE PRODUCTS IN A MANNER FOR WHICH THEY WERE NOT DESIGNED, OR (iv) IMPROPER STORAGE AND HANDLING OF THE PRODUCTS. Unless otherwise expressly stated on the Product or in the documentation accompanying the Product, the Product is intended for research only and is not to be used for any other purpose, including without limitation, unauthorized commercial uses, in vitro diagnostic uses, ex vivo or in vivo therapeutic uses, or any type of consumption by or application to human or animals.