

CALCOCO2 Monoclonal Antibody (P1813)

Product Details	
Size	100 µL
Species Reactivity	Human, Mouse
Host/Isotype	Mouse / IgG2a
Class	Monoclonal
Type	Antibody
Clone	P1813
Conjugate	Unconjugated
Immunogen	Recombinant fragment corresponding to a region within amino acids 174 and 429 of NDP52
Form	Liquid
Concentration	1 mg/mL
Purification	Protein G
Storage buffer	PBS
Contains	no preservative
Storage conditions	Store at 4°C short term. For long term storage, store at -20°C, avoiding freeze/thaw cycles.
RRID	AB_2539667

Applications	Tested Dilution	Publications
Western Blot (WB)	1:500-1:3,000	-
Immunocytochemistry (ICC/IF)	1:100-1:1,000	-


Product Specific Information

Recommended positive controls: Huh-7, Hep3B, HepG2, Jurkat, Raji, NCI-H929, Huh-7 (untreated), Huh-7 (3 µM Thapsigargin treatment for 12 hr), Huh-7 (3 µM Thapsigargin treatment for 24 hr), A.HepG2 (untreated), HepG2 (3 µM Thapsigargin treatment for 12 hr), HepG2 (3 µM Thapsigargin treatment for 24 hr).

Predicted reactivity: Human (99%), Chimpanzee (97%).


Store product as a concentrated solution. Centrifuge briefly prior to opening the vial.

Product Images For CALCOCO2 Monoclonal Antibody (P1813)



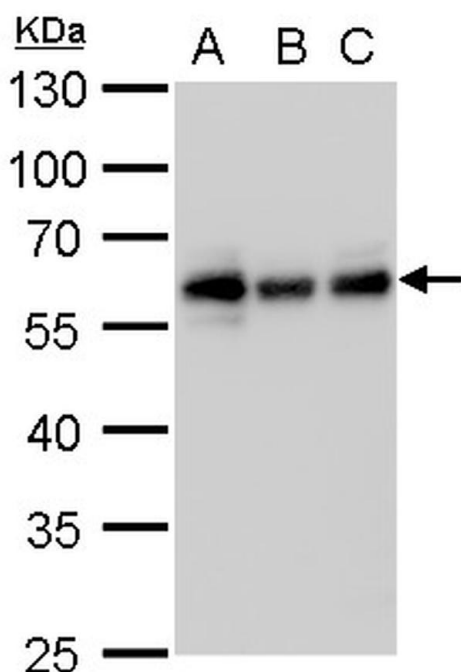
CALCOCO2 Antibody (MA5-18293) in WB

Western blot was performed using Anti-CALCOCO2 Monoclonal Antibody (P1813) (Product # MA5-18293) and a 55kDa band corresponding to CALCOCO2 was observed across the cell lines tested and tissues tested with an uncharacterized band (*). Whole cell extracts (30 µg lysate) of HeLa (Lane 1), HeLa treated with Thapsigargin (3uM for 24hrs), (Lane 2), Hep G2 (Lane 3), Mouse Testis (Lane 4), Mouse Heart (Lane 5) were electrophoresed using NuPAGE™ 12% Bis-Tris Protein Gel (Product # NP0341BOX). Resolved proteins were then transferred onto a Nitrocellulose membrane (Product # IB23001) by iBlot® 2 Dry Blotting System (Product # IB21001). The blot was probed with the primary antibody (1:1000) and detected by chemiluminescence with Goat anti-Mouse IgG (H+L) Superclonal™ Recombinant Secondary Antibody, HRP (Product # A28177, 1:4000) using the iBright FL 1000 (Product # A32752). Chemiluminescent detection was performed using Novex® ECL Chemiluminescent Substrate Reagent Kit (Product # WP20005).



CALCOCO2 Antibody (MA5-18293)

Antibody specificity was demonstrated by detection of differential basal expression of the target across HeLa, HepG2, Mouse Testis, Mouse Heart owing to their inherent genetic constitution. Relative expression of CALCOCO2 was observed in Mouse Testis, but not in Mouse Heart using Anti-CALCOCO2 Monoclonal Antibody (P1813) (Product # MA5-18293) in Western Blot. {RE}



CALCOCO2 Antibody (MA5-18293) in WB

CALCOCO2 Monoclonal Antibody (P1813) detects NDP52 protein by western blot analysis. A. 30 µg Jurkat whole cell lysate/extract. B. 30 µg Raji whole cell lysate/extract. C. 30 µg NCI-H929 whole cell lysate/extract. 10 % SDS-PAGE. CALCOCO2 Monoclonal Antibody (P1813) (Product # MA5-18293) dilution: 1:1,000.

View more figures on thermofisher.cn

For Research Use Only. Not for use in diagnostic procedures. Not for resale without express authorization. Products are warranted to operate or perform substantially in conformance with published Product specifications in effect at the time of sale, as set forth in the Production documentation, specifications and/or accompanying package inserts ("Documentation"). No claim of suitability for use in applications regulated by FDA is made. The warranty provided herein is valid only when used by properly trained individuals. Unless otherwise stated in the Documentation, this warranty is limited to one year from date of shipment when the Product is subjected to normal, proper and intended usage. This warranty does not extend to anyone other than the Buyer. Any model or sample furnished to Buyer is merely illustrative of the general type and quality of goods and does not represent that any Product will conform to such model or sample. NO OTHER WARRANTIES, EXPRESS OR IMPLIED, ARE GRANTED INCLUDING WITHOUT LIMITATION, IMPLIED WARRANTIES OF MERCHANTABILITY, FITNESS FOR ANY PARTICULAR PURPOSE, OR NON INFRINGEMENT. BUYER'S EXCLUSIVE REMEDY FOR NON-CONFORMING PRODUCTS DURING THE WARRANTY PERIOD IS LIMITED TO REPAIR, REPLACEMENT OF OR REFUND FOR THE NON-CONFORMING PRODUCT(S) AT SELLER'S SOLE OPTION. THERE IS NO OBLIGATION TO REPAIR, REPLACE OR REFUND FOR PRODUCTS AS THE RESULT OF (I) ACCIDENT, DISASTER OR EVENT OF FORCE MAJEURE, (II) MISUSE, FAULT OR NEGLIGENCE OF OR BY BUYER, (III) USE OF THE PRODUCTS IN A MANNER FOR WHICH THEY WERE NOT DESIGNED, OR (IV) IMPROPER STORAGE AND HANDLING OF THE PRODUCTS. Unless otherwise expressly stated on the Product or in the documentation accompanying the Product, the Product is intended for research only and is not to be used for any other purpose, including without limitation, unauthorized commercial uses, in vitro diagnostic uses, ex vivo or in vivo therapeutic uses, or any type of consumption by or application to human or animals.