

CD79a Recombinant Rabbit Monoclonal Antibody (JE43-50)

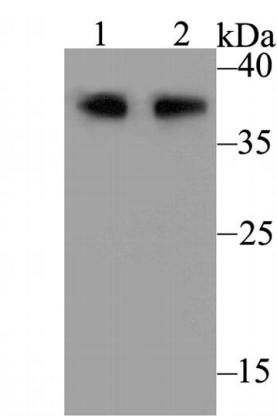
Product Details	
Size	100 µL
Species Reactivity	Human
Host/Isotype	Rabbit / IgG
Expression system	HEK293 cells
Class	Recombinant Monoclonal
Type	Antibody
Clone	JE43-50
Conjugate	Unconjugated
Immunogen	Synthetic peptide within Human CD79a aa 50-100
Form	Liquid
Concentration	1 mg/mL
Purification	Protein A
Storage buffer	TBS, pH 7.4, with 40% glycerol, 0.05% BSA
Contains	0.05% sodium azide
Storage conditions	-20° C, Avoid Freeze/Thaw Cycles, store in dark
RRID	AB_2848744

Applications	Tested Dilution	Publications
Western Blot (WB)	1:500-1:1,000	-
Immunohistochemistry (Paraffin) (IHC (P))	1:50-1:200	-
Flow Cytometry (Flow)	1:50-1:100	-

Product Specific Information

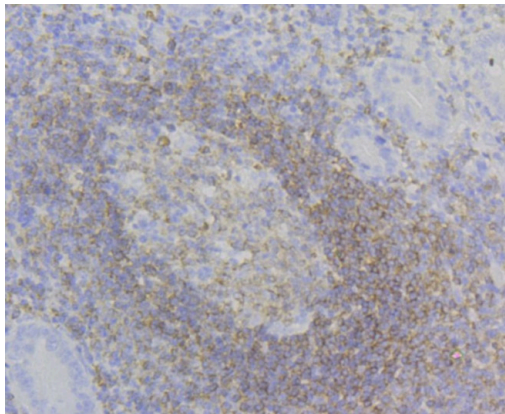
Positive Control: Daudi, Raji, human tonsil tissue, human appendix tissue, human spleen tissue.

Product Images For CD79a Recombinant Rabbit Monoclonal Antibody (JE43-50)



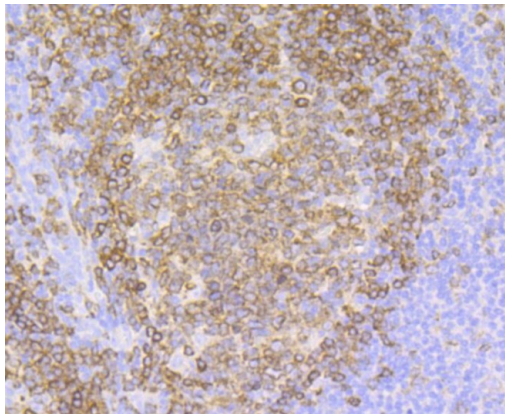
CD79a Antibody (MA5-34836) in WB

Western blot analysis of CD79a in Positive control: Lane 1: Daudi cell lysate, Lane 2: Raji cell lysate. Samples were transferred to PVDF membrane, blocked with 5% BSA (1 hour), incubated with CD79a monoclonal antibody (Product # MA5-34836), at a dilution of 1:500 (5% BSA, 2 hours), followed by Goat Anti-Rabbit IgG-HRP (1 hour) with a dilution of 1:5000.



CD79a Antibody (MA5-34836) in IHC (P)

Immunohistochemistry analysis of CD79a in paraffin-embedded human appendix tissue. Samples were heat mediated antigen retrieval with Tris-EDTA buffer (pH 8.0-8.4, 20 minutes) and blocked in 5% BSA (30 min, room temperature), incubated with CD79a monoclonal antibody (Product # MA5-34836) at a dilution of 1:100 (30 min, room temperature), and followed by HRP conjugate, DAB and hematoxylin (mounted with DPX).



CD79a Antibody (MA5-34836) in IHC (P)

Immunohistochemistry analysis of CD79a in paraffin-embedded human tonsil tissue. Samples were heat mediated antigen retrieval with Tris-EDTA buffer (pH 8.0-8.4, 20 minutes) and blocked in 5% BSA (30 min, room temperature), incubated with CD79a monoclonal antibody (Product # MA5-34836) at a dilution of 1:100 (30 min, room temperature), and followed by HRP conjugate, DAB and hematoxylin (mounted with DPX).

[View more figures on thermofisher.cn](https://www.thermofisher.cn)

For Research Use Only. Not for use in diagnostic procedures. Not for resale without express authorization. Products are warranted to operate or perform substantially in conformance with published Product specifications in effect at the time of sale, as set forth in the Production documentation, specifications and/or accompanying package inserts ("Documentation"). No claim of suitability for use in applications regulated by FDA is made. The warranty provided herein is valid only when used by properly trained individuals. Unless otherwise stated in the Documentation, this warranty is limited to one year from date of shipment when the Product is subjected to normal, proper and intended usage. This warranty does not extend to anyone other than the Buyer. Any model or sample furnished to Buyer is merely illustrative of the general type and quality of goods and does not represent that any Product will conform to such model or sample. NO OTHER WARRANTIES, EXPRESS OR IMPLIED, ARE GRANTED INCLUDING WITHOUT LIMITATION, IMPLIED WARRANTIES OF MERCHANTABILITY, FITNESS FOR ANY PARTICULAR PURPOSE, OR NON INFRINGEMENT. BUYER'S EXCLUSIVE REMEDY FOR NON-CONFORMING PRODUCTS DURING THE WARRANTY PERIOD IS LIMITED TO REPAIR, REPLACEMENT OF OR REFUND FOR THE NON-CONFORMING PRODUCT(S) AT SELLER'S SOLE OPTION. THERE IS NO OBLIGATION TO REPAIR, REPLACE OR REFUND FOR PRODUCTS AS THE RESULT OF (i) ACCIDENT, DISASTER OR EVENT OF FORCE MAJEURE, (ii) MISUSE, FAULT OR NEGLIGENCE OF OR BY BUYER, (iii) USE OF THE PRODUCTS IN A MANNER FOR WHICH THEY WERE NOT DESIGNED, OR (iv) IMPROPER STORAGE AND HANDLING OF THE PRODUCTS. Unless otherwise expressly stated on the Product or in the documentation accompanying the Product, the Product is intended for research only and is not to be used for any other purpose, including without limitation, unauthorized commercial uses, in vitro diagnostic uses, ex vivo or in vivo therapeutic uses, or any type of consumption by or application to human or animals.