


TPST1 Polyclonal Antibody

Product Details	
Size	100 µg
Species Reactivity	Human, Mouse, Rat
Host/Isotype	Rabbit / IgG
Class	Polyclonal
Type	Antibody
Conjugate	Unconjugated
Immunogen	Recombinant Human Protein-tyrosine sulfotransferase 1 protein (283-370AA)
Form	Liquid
Concentration	3 mg/mL
Purification	Protein G
Storage buffer	PBS, pH 7.4, with 50% glycerol
Contains	0.03% ProClin 300
Storage conditions	-20°C or -80°C if preferred
RRID	AB_2867512


Applications	Tested Dilution	Publications
Western Blot (WB)	1:500-1:5,000	-
Immunohistochemistry (Paraffin) (IHC (P))	1:20-1:200	-
ELISA (ELISA)	Assay-dependent	-

Product Images For TPST1 Polyclonal Antibody



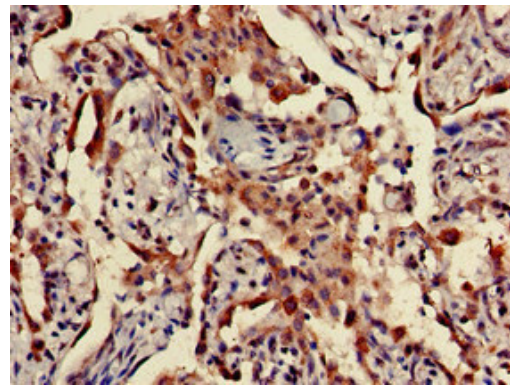
TPST1 Antibody (PA5-112777) in WB

Western blot analysis of TPST1 in multiple sample types using a TPST1 polyclonal antibody (Product # PA5-112777) at a dilution of 1:2,000. A goat anti rabbit polyclonal secondary antibody was used at a dilution of 1:50,000. Sample types that were tested include: HepG2 whole cell lysate, HeLa whole cell lysate, SH-SY5Y whole cell lysate, U251 whole cell lysate, PC-3 whole cell lysate, 293 whole cell lysate, and A549 whole cell lysate.



TPST1 Antibody (PA5-112777) in WB

Western Blot analysis of TPST1 in multiple sample types using a TPST1 polyclonal antibody (Product # PA5-112777) at a concentration of 2.4 µg/ml. A goat anti rabbit polyclonal secondary antibody was used at a dilution of 1:50,000. Sample types that were tested include: Rat liver tissue, Mouse liver tissue, Mouse kidney tissue .



TPST1 Antibody (PA5-112777) in IHC (P)

Immunocytochemical analysis of paraffin-embedded TPST1 in human lung cancer using a TPST1 Polyclonal antibody (Product # PA5-112777) at a dilution of 1:100.

For Research Use Only. Not for use in diagnostic procedures. Not for resale without express authorization. Products are warranted to operate or perform substantially in conformance with published Product specifications in effect at the time of sale, as set forth in the Production documentation, specifications and/or accompanying package inserts ("Documentation"). No claim of suitability for use in applications regulated by FDA is made. The warranty provided herein is valid only when used by properly trained individuals. Unless otherwise stated in the Documentation, this warranty is limited to one year from date of shipment when the Product is subjected to normal, proper and intended usage. This warranty does not extend to anyone other than the Buyer. Any model or sample furnished to Buyer is merely illustrative of the general type and quality of goods and does not represent that any Product will conform to such model or sample. NO OTHER WARRANTIES, EXPRESS OR IMPLIED, ARE GRANTED INCLUDING WITHOUT LIMITATION, IMPLIED WARRANTIES OF MERCHANTABILITY, FITNESS FOR ANY PARTICULAR PURPOSE, OR NON INFRINGEMENT. BUYER'S EXCLUSIVE REMEDY FOR NON-CONFORMING PRODUCTS DURING THE WARRANTY PERIOD IS LIMITED TO REPAIR, REPLACEMENT OF OR REFUND FOR THE NON-CONFORMING PRODUCT(S) AT SELLER'S SOLE OPTION. THERE IS NO OBLIGATION TO REPAIR, REPLACE OR REFUND FOR PRODUCTS AS THE RESULT OF (I) ACCIDENT, DISASTER OR EVENT OF FORCE MAJEURE, (II) MISUSE, FAULT OR NEGLIGENCE OF OR BY BUYER, (III) USE OF THE PRODUCTS IN A MANNER FOR WHICH THEY WERE NOT DESIGNED, OR (IV) IMPROPER STORAGE AND HANDLING OF THE PRODUCTS. Unless otherwise expressly stated on the Product or in the documentation accompanying the Product, the Product is intended for research only and is not to be used for any other purpose, including without limitation, unauthorized commercial uses, in vitro diagnostic uses, ex vivo or in vivo therapeutic uses, or any type of consumption by or application to human or animals.