

# SOCS1 Polyclonal Antibody

## Product Details

Size	100 µg
Species Reactivity	Human, Mouse
Host/Isotype	Goat / IgG
Class	Polyclonal
Type	Antibody
Conjugate	Unconjugated
Immunogen	Synthetic peptide sequence (VLRDYLSSFPFQI) corresponding to the C-terminus amino acids of SOCS1
Form	Liquid
Concentration	0.5 mg/mL
Purification	Ammonium sulfate precipitation
Storage buffer	TBS, pH 7.3, with 0.5% BSA
Contains	0.02% sodium azide
Storage conditions	-20° C, Avoid Freeze/Thaw Cycles
RRID	AB_10984104

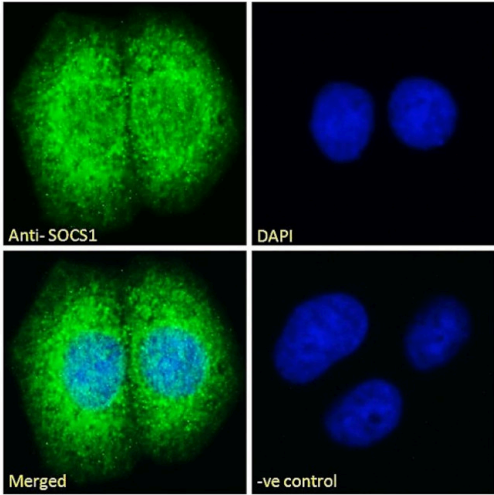
Applications	Tested Dilution	Publications
Immunohistochemistry (Paraffin) (IHC (P))	5-10 µg/mL	-
Immunocytochemistry (ICC/IF)	10 µg/mL	-
Flow Cytometry (Flow)	10 µg/mL	-

## Product Specific Information

This antibody is predicted to react with bovine, canine and rat based on sequence homology.

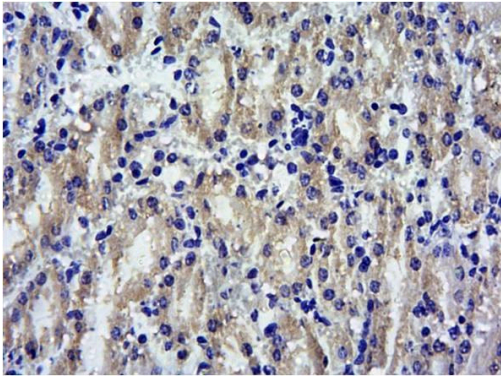
This antibody is tested in Peptide ELISA: antibody detection limit dilution 4,000.

Product Images For SOCS1 Polyclonal Antibody



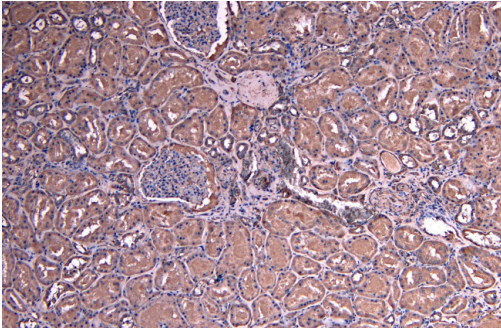
**SOCS1 Antibody (PA5-17938) in ICC/IF**

Immunocytochemistry analysis of SOCS1 using SOCS1 Polyclonal Antibody (Product # PA5-17938) in paraformaldehyde fixed MCF7 cells, permeabilized with 0.15% Triton. Primary incubation 1hr (10 µg/mL) followed by Alexa Fluor 488 secondary antibody (2 µg/mL), showing cytoplasmic and nuclear staining. The nuclear stain is DAPI (blue). Negative control: Unimmunized goat IgG (10 µg/mL) followed by Alexa Fluor 488 secondary antibody (2 µg/mL).



**SOCS1 Antibody (PA5-17938) in IHC (P)**

Immunohistochemistry (PFA fixed) analysis of SOCS1 using SOCS1 Polyclonal Antibody (Product # PA5-17938) (10 µg/mL): Staining of paraffin embedded Mouse Kidney. Heat induced antigen retrieval with citrate buffer pH 6, HRP-Staining (1:500).



**SOCS1 Antibody (PA5-17938) in IHC (P)**

Immunohistochemistry (PFA fixed) analysis of SOCS1 using SOCS1 Polyclonal Antibody (Product # PA5-17938) (8 µg/mL) in staining of paraffin embedded Human Kidney. Heat induced antigen retrieval with citrate buffer pH 6, HRP-staining.

[View more figures on thermofisher.cn](http://thermofisher.cn)

For Research Use Only. Not for use in diagnostic procedures. Not for resale without express authorization. Products are warranted to operate or perform substantially in conformance with published Product specifications in effect at the time of sale, as set forth in the Production documentation, specifications and/or accompanying package inserts ("Documentation"). No claim of suitability for use in applications regulated by FDA is made. The warranty provided herein is valid only when used by properly trained individuals. Unless otherwise stated in the Documentation, this warranty is limited to one year from date of shipment when the Product is subjected to normal, proper and intended usage. This warranty does not extend to anyone other than the Buyer. Any model or sample furnished to Buyer is merely illustrative of the general type and quality of goods and does not represent that any Product will conform to such model or sample. NO OTHER WARRANTIES, EXPRESS OR IMPLIED, ARE GRANTED INCLUDING WITHOUT LIMITATION, IMPLIED WARRANTIES OF MERCHANTABILITY, FITNESS FOR ANY PARTICULAR PURPOSE, OR NON INFRINGEMENT. BUYER'S EXCLUSIVE REMEDY FOR NON-CONFORMING PRODUCTS DURING THE WARRANTY PERIOD IS LIMITED TO REPAIR, REPLACEMENT OF OR REFUND FOR THE NON-CONFORMING PRODUCT(S) AT SELLER'S SOLE OPTION. THERE IS NO OBLIGATION TO REPAIR, REPLACE OR REFUND FOR PRODUCTS AS THE RESULT OF (I) ACCIDENT, DISASTER OR EVENT OF FORCE MAJEURE, (II) MISUSE, FAULT OR NEGLIGENCE OF OR BY BUYER, (III) USE OF THE PRODUCTS IN A MANNER FOR WHICH THEY WERE NOT DESIGNED, OR (IV) IMPROPER STORAGE AND HANDLING OF THE PRODUCTS. Unless otherwise expressly stated on the Product or in the documentation accompanying the Product, the Product is intended for research only and is not to be used for any other purpose, including without limitation, unauthorized commercial uses, in vitro diagnostic uses, ex vivo or in vivo therapeutic uses, or any type of consumption by or application to human or animals.