

# PAX3 Polyclonal Antibody

| Product Details    |   |
|--------------------|---|
| Size               | 100 µg  |
| Species Reactivity | Human   |
| Host/Isotype       | Goat / IgG  |
| Class              | Polyclonal  |
| Type               | Antibody  |
| Conjugate          | Unconjugated  |
| Immunogen          | Synthetic peptide sequence (TTLGAVPRMM) corresponding to the N-terminus amino acids of PAX3 |
| Form               | Liquid  |
| Concentration      | 0.5 mg/mL   |
| Purification       | Ammonium sulfate precipitation  |
| Storage buffer     | TBS, pH 7.3, with 0.5% BSA  |
| Contains           | 0.02% sodium azide  |
| Storage conditions | -20° C, Avoid Freeze/Thaw Cycles  |
| RRID               | AB_10978139   |

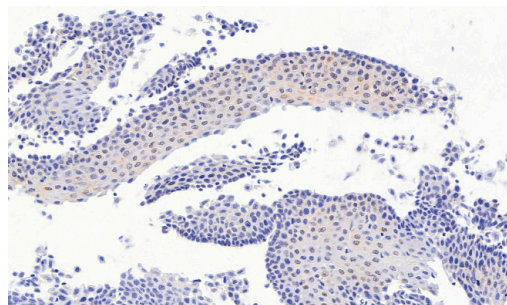
| Applications                              | Tested Dilution | Publications |
|---|-----------------|--------------|
| Western Blot (WB)                         | 0.3-1 µg/mL     | -            |
| Immunohistochemistry (Paraffin) (IHC (P)) | 4.5 µg/mL       | -            |

## Product Specific Information

This antibody is predicted to react with bovine, mouse and rat based on sequence homology.

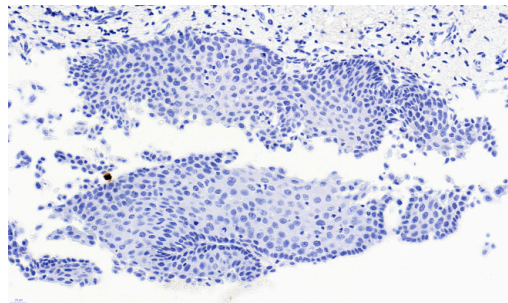
This antibody is tested in Peptide ELISA: antibody detection limit dilution 32,000.

## Product Images For PAX3 Polyclonal Antibody



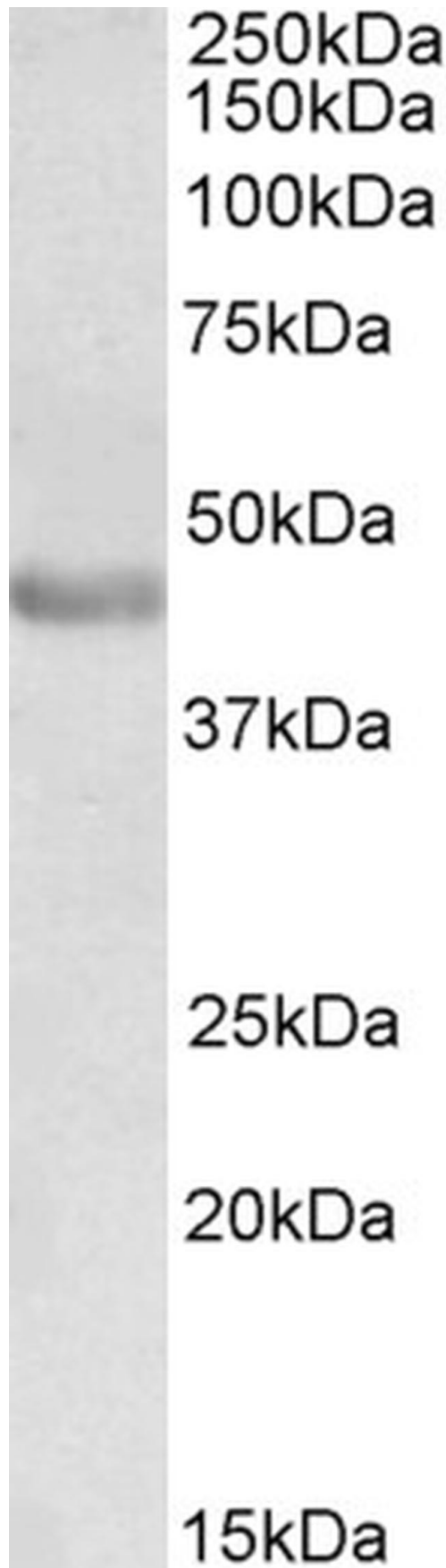
### PAX3 Antibody (PA5-18271) in IHC (P)

Immunohistochemistry (PFA fixed) analysis of PAX3 using PAX3 Polyclonal Antibody (Product # PA5-18271) (4.5 µg/mL) in staining of paraffin embedded Human Esophagus. Heat induced antigen retrieval with citrate buffer pH 6, HRP-staining.



#### **PAX3 Antibody (PA5-18271) in IHC (P)**

Negative Control for PAX3 Polyclonal Antibody (Product # PA5-18271), showing immunohistochemical staining of paraffin embedded Human Esophagus, with no primary antibody.



#### PAX3 Antibody (PA5-18271) in WB

Western blot analysis of PAX3 in Human Duodenum lysate using a PAX3 polyclonal antibody (Product # PA5-18271) at a concentration of 0.3 µg/mL. The cell lysate was prepared with RIPA buffer and chemiluminescence was used for target detection.

For Research Use Only. Not for use in diagnostic procedures. Not for resale without express authorization. Products are warranted to operate or perform substantially in conformance with published Product specifications in effect at the time of sale, as set forth in the Production documentation, specifications and/or accompanying package inserts ("Documentation"). No claim of suitability for use in applications regulated by FDA is made. The warranty provided herein is valid only when used by properly trained individuals. Unless otherwise stated in the Documentation, this warranty is limited to one year from date of shipment when the Product is subjected to normal, proper and intended usage. This warranty does not extend to anyone other than the Buyer. Any model or sample furnished to Buyer is merely illustrative of the general type and quality of goods and does not represent that any Product will conform to such model or sample. NO OTHER WARRANTIES, EXPRESS OR IMPLIED, ARE GRANTED INCLUDING WITHOUT LIMITATION, IMPLIED WARRANTIES OF MERCHANTABILITY, FITNESS FOR ANY PARTICULAR PURPOSE, OR NON INFRINGEMENT. BUYER'S EXCLUSIVE REMEDY FOR NON-CONFORMING PRODUCTS DURING THE WARRANTY PERIOD IS LIMITED TO REPAIR, REPLACEMENT OF OR REFUND FOR THE NON-CONFORMING PRODUCT(S) AT SELLER'S SOLE OPTION. THERE IS NO OBLIGATION TO REPAIR, REPLACE OR REFUND FOR PRODUCTS AS THE RESULT OF (I) ACCIDENT, DISASTER OR EVENT OF FORCE MAJEURE, (II) MISUSE, FAULT OR NEGLIGENCE OF OR BY BUYER, (III) USE OF THE PRODUCTS IN A MANNER FOR WHICH THEY WERE NOT DESIGNED, OR (IV) IMPROPER STORAGE AND HANDLING OF THE PRODUCTS. Unless otherwise expressly stated on the Product or in the documentation accompanying the Product, the Product is intended for research only and is not to be used for any other purpose, including without limitation, unauthorized commercial uses, in vitro diagnostic uses, ex vivo or in vivo therapeutic uses, or any type of consumption by or application to human or animals.

