

TLR3 Polyclonal Antibody

Product Details

Size	100 µg
Species Reactivity	Human, Mouse
Published Species	Human
Host/Isotype	Rabbit / IgG
Class	Polyclonal
Type	Antibody
Conjugate	Unconjugated
Immunogen	A peptide corresponding to 15 amino acids near the amino terminus of human TLR3.
Form	Liquid
Concentration	1 mg/mL
Purification	Antigen affinity chromatography
Storage buffer	PBS
Contains	0.02% sodium azide
Storage conditions	Maintain refrigerated at 2-8°C for up to 3 months. For long term storage store at -20°C
RRID	AB_11154987

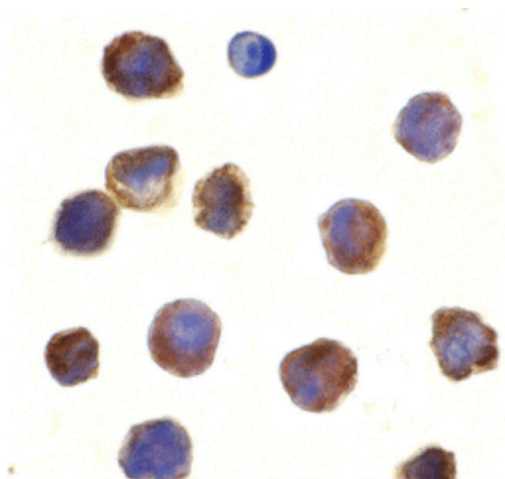
Applications	Tested Dilution	Publications
Western Blot (WB)	0.5 µg/mL	1 Publication
Immunocytochemistry (ICC/IF)	10 µg/mL	-

Product Specific Information

A suggested positive control is K562 cell lysate.

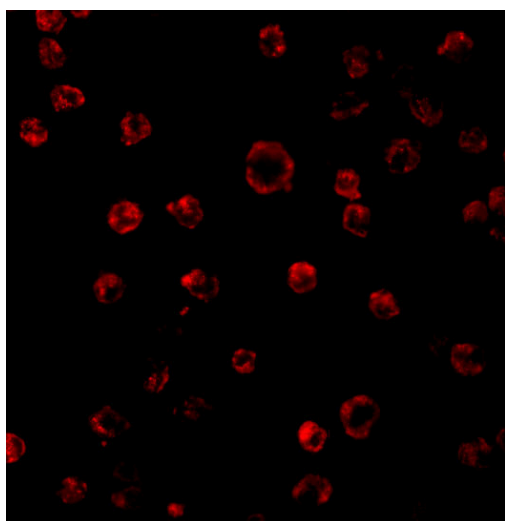
PA5-20184 can be used with blocking peptide PEP-0314.

Product Images For TLR3 Polyclonal Antibody



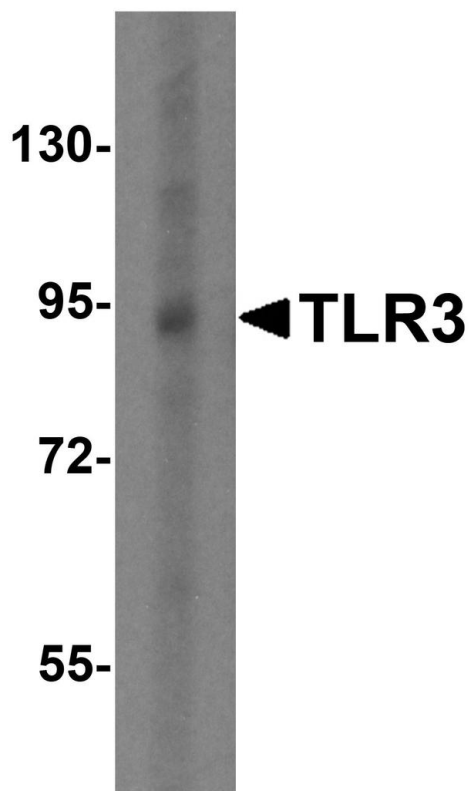
TLR3 Antibody (PA5-20184) in ICC/IF

Immunocytochemistry of TLR3 in K562 cells with TLR3 Polyclonal Antibody (Product # PA5-20184) at 10 µg/mL.



TLR3 Antibody (PA5-20184) in ICC/IF

Immunofluorescence of TLR3 in K562 cells with TLR3 Polyclonal Antibody (Product # PA5-20184) at 2 µg/mL.



TLR3 Antibody (PA5-20184) in WB

Western Blot analysis of TLR3 in EL4 cell lysate with TLR3 Polyclonal Antibody (Product # PA5-20184) at 0.5 µg/mL.

American journal of human genetics	Year
AP1S3 mutations are associated with pustular psoriasis and impaired Toll-like receptor 3 trafficking.	2014
"PA5-20184 was used in western blot to study the role of TLR3 vesicular trafficking defects in the mechanism by which AP1S3 mutations promote pustular psoriasis"	Species
Authors: Setta-Kaffetzi N,Simpson MA,Navarini AA,Patel VM,Lu HC,Allen MH,Duckworth M,Bachelez H,Burden AD,Choon SE,Griffiths CE,Kirby B,Kolios A,Seyger MM,Prins C,Smahi A,Trembath RC,Fraternali F,Smith CH,Barker JN,Capon F	Human
	Dilution
	1:500

Support (US): 1 800 955 6288
Support (Outside US): thermofisher.cn/contactus
E-mail: CustomerCare@thermofisher.com