

# PADI4 Polyclonal Antibody

Product Details	
Size	100 µL
Species Reactivity	Human, Mouse
Published Species	Human, Rhesus monkey
Host/Isotype	Rabbit / IgG
Class	Polyclonal
Type	Antibody
Conjugate	Unconjugated
Immunogen	Recombinant fragment corresponding to a region within amino acids 326 and 611 of PAD4 (Uniprot ID#Q9UM07)
Form	Liquid
Concentration	0.44 mg/mL
Purification	Antigen affinity chromatography
Storage buffer	PBS, pH 7, with 1% BSA, 20% glycerol
Contains	0.025% ProClin 300
Storage conditions	Store at 4°C short term. For long term storage, store at -20°C, avoiding freeze/thaw cycles.
RRID	AB_11155990

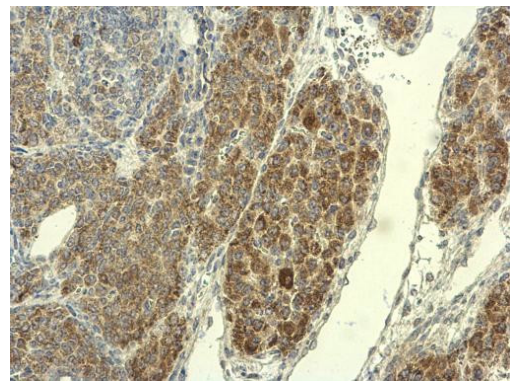
Applications	Tested Dilution	Publications
Western Blot (WB)	1:500-1:10,000	-
Immunohistochemistry (Paraffin) (IHC (P))	1:100-1:1,000	1 Publication
Immunocytochemistry (ICC/IF)	1:100-1:1,000	1 Publication

## Product Specific Information

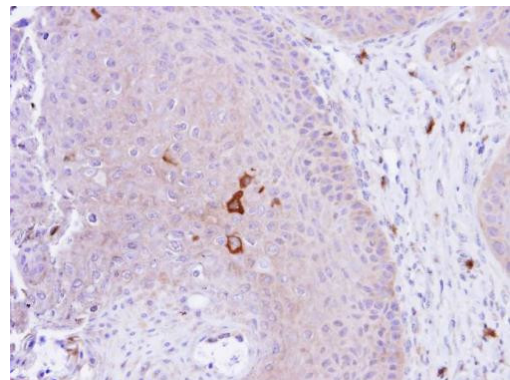
Recommended positive controls: PAD4-transfected 293T.

Store product as a concentrated solution. Centrifuge briefly prior to opening the vial.

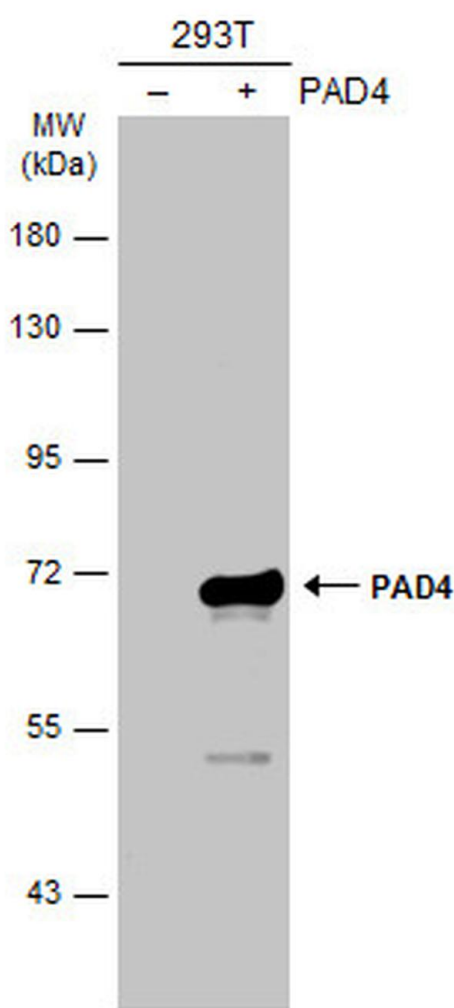
Product Images For PADI4 Polyclonal Antibody



**PADI4 Antibody (PA5-22317) in IHC (P)**  
PADI4 Polyclonal Antibody detects PAD4 protein at cytoplasm on mouse ovary by immunohistochemical analysis. Sample: Paraffin-embedded mouse ovary. PADI4 Polyclonal Antibody (Product # PA5-22317) diluted at 1:500. Antigen Retrieval: EDTA based buffer, pH 8.0, 15 min.



**PADI4 Antibody (PA5-22317) in IHC (P)**  
Immunohistochemical analysis of paraffin-embedded Cal27 xenograft, using PAD4 (Product # PA5-22317) antibody at 1:100 dilution. Antigen Retrieval: EDTA based buffer, pH 8.0, 15 min.



**PADI4 Antibody (PA5-22317) in WB**  
Western Blot analysis of PADI4 was performed by separating 30 µg of non-transfected (–) and transfected (+) 293T whole cell extracts by 5% SDS-PAGE. Proteins were transferred to a membrane and probed with a PADI4 Polyclonal Antibody (Product # PA5-22317) at a dilution of 1:5000. The HRP-conjugated anti-rabbit IgG antibody was used to detect the primary antibody.

2 References

Immunohistochemistry (Paraffin) (1)

Arteriosclerosis, thrombosis, and vascular biology	Year 2016
Neutrophil Extracellular Traps Promote Angiogenesis: Evidence From Vascular Pathology in Pulmonary Hypertension.	Species Human
"PA522317 was used in immunohistochemistry - paraffin section to study the contribution of neutrophil extracellular traps to pulmonary hypertension"	Dilution 10 µg/ml
Authors: Aldabbous L,Abdul-Salam V,McKinnon T,Duluc L,Pepke-Zaba J,Southwood M,Ainscough AJ,Hadinnapola C,Wilkins MR,Toshner M,Wojciak-Stothard B	

Immunocytochemistry (1)

Journal of immunology (Baltimore, Md. : 1950)	Year 2016
Lymphocryptovirus Infection of Nonhuman Primate B Cells Converts Destructive into Productive Processing of the Pathogenic CD8 T Cell Epitope in Myelin Oligodendrocyte Glycoprotein.	Species Rhesus monkey
"Published figure using PADI4 polyclonal antibody (Product # PA5-22317) in Immunofluorescence"	Dilution 1:10
Authors: Jagessar SA,Holtman IR,Hofman S,Morandi E,Heijmans N,Laman JD,Gran B,Faber BW,van Kasteren SI,Eggen BJ,'t Hart BA	

For Research Use Only. Not for use in diagnostic procedures. Not for resale without express authorization. Products are warranted to operate or perform substantially in conformance with published Product specifications in effect at the time of sale, as set forth in the Production documentation, specifications and/or accompanying package inserts ("Documentation"). No claim of suitability for use in applications regulated by FDA is made. The warranty provided herein is valid only when used by properly trained individuals. Unless otherwise stated in the Documentation, this warranty is limited to one year from date of shipment when the Product is subjected to normal, proper and intended usage. This warranty does not extend to anyone other than the Buyer. Any model or sample furnished to Buyer is merely illustrative of the general type and quality of goods and does not represent that any Product will conform to such model or sample. NO OTHER WARRANTIES, EXPRESS OR IMPLIED, ARE GRANTED INCLUDING WITHOUT LIMITATION, IMPLIED WARRANTIES OF MERCHANTABILITY, FITNESS FOR ANY PARTICULAR PURPOSE, OR NON INFRINGEMENT. BUYER'S EXCLUSIVE REMEDY FOR NON-CONFORMING PRODUCTS DURING THE WARRANTY PERIOD IS LIMITED TO REPAIR, REPLACEMENT OF OR REFUND FOR THE NON-CONFORMING PRODUCT(S) AT SELLER'S SOLE OPTION. THERE IS NO OBLIGATION TO REPAIR, REPLACE OR REFUND FOR PRODUCTS AS THE RESULT OF (i) ACCIDENT, DISASTER OR EVENT OF FORCE MAJEURE, (ii) MISUSE, FAULT OR NEGLIGENCE OF OR BY BUYER, (iii) USE OF THE PRODUCTS IN A MANNER FOR WHICH THEY WERE NOT DESIGNED, OR (iv) IMPROPER STORAGE AND HANDLING OF THE PRODUCTS. Unless otherwise expressly stated on the Product or in the documentation accompanying the Product, the Product is intended for research only and is not to be used for any other purpose, including without limitation, unauthorized commercial uses, in vitro diagnostic uses, ex vivo or in vivo therapeutic uses, or any type of consumption by or application to human or animals.