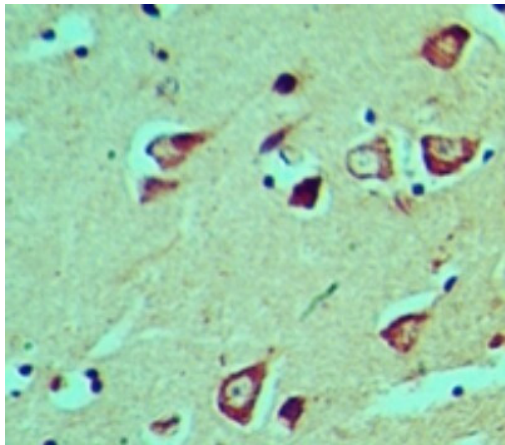


HES5 Polyclonal Antibody

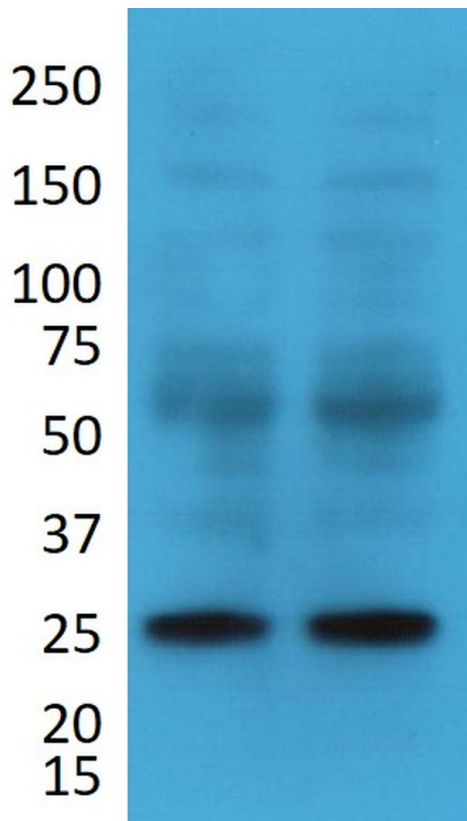
Product Details	
Size	100 µg
Species Reactivity	Human, Mouse, Rat
Host/Isotype	Rabbit / IgG
Class	Polyclonal
Type	Antibody
Conjugate	Unconjugated
Immunogen	A portion of amino acid 1-50 of human HES5
Form	Liquid
Concentration	1 mg/mL
Purification	Protein A
Storage buffer	PBS
Contains	0.05% sodium azide
Storage conditions	Store at 4°C short term. For long term storage, store at -20°C, avoiding freeze/thaw cycles.
RRID	AB_2540998

Applications	Tested Dilution	Publications
Western Blot (WB)	6-9 µg/mL	-
Immunohistochemistry (Paraffin) (IHC (P))	5 µg/mL	-

Product Images For HES5 Polyclonal Antibody

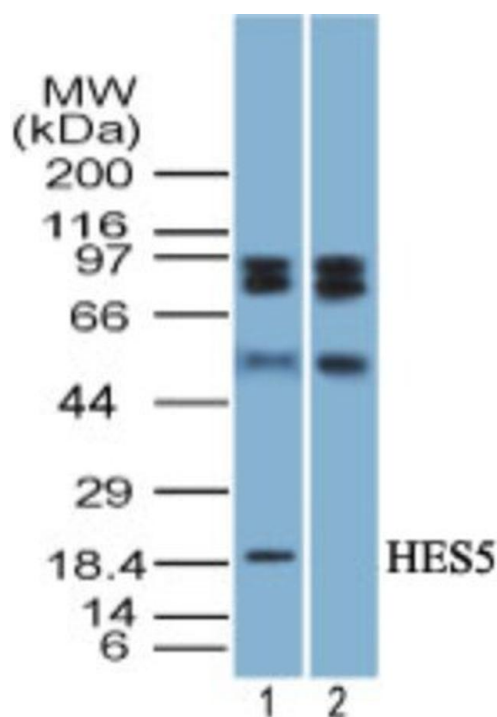


HES5 Antibody (PA5-23498) in IHC (P)
Immunohistochemical analysis of HES5 in formalin-fixed, paraffin-embedded human brain tissue. Samples were incubated in HES5 polyclonal antibody (Product # PA5-23498) using a dilution of 5 µg/mL.



HES5 Antibody (PA5-23498) in WB

Human healthy CD4 T cells were isolated and stimulated with CD3/CD28 microbeads for 72 hours. Two lanes are biological replicates. Western blot analysis of HES5 was performed by loading whole-cell lysates of activated human CD4 T cells. HES5 was detected at approximately 20 kDa using a HES5 polyclonal Antibody (Product # PA5-23498) at a dilution of 1:1000 in Blocking Buffer overnight at 4°C on a rocking platform, followed by a 1-hour room-temperature incubation of a goat anti-rabbit IgG antibody at a dilution of 1:5000. Data courtesy of Thermo Scientific KOL Program.



HES5 Antibody (PA5-23498) in WB

Western blot analysis of HES5 in mouse liver tissue lysate in the 1) absence and 2) presence of immunizing peptide. Samples were incubated in HES5 polyclonal antibody (Product # PA5-23498) using a dilution of 7 µg/mL followed by a goat anti-rabbit Ig HRP secondary antibody. PicoTect ECL substrate solution was used for this test.

For Research Use Only. Not for use in diagnostic procedures. Not for resale without express authorization. Products are warranted to operate or perform substantially in conformance with published Product specifications in effect at the time of sale, as set forth in the Production documentation, specifications and/or accompanying package inserts ("Documentation"). No claim of suitability for use in applications regulated by FDA is made. The warranty provided herein is valid only when used by properly trained individuals. Unless otherwise stated in the Documentation, this warranty is limited to one year from date of shipment when the Product is subjected to normal, proper and intended usage. This warranty does not extend to anyone other than the Buyer. Any model or sample furnished to Buyer is merely illustrative of the general type and quality of goods and does not represent that any Product will conform to such model or sample. NO OTHER WARRANTIES, EXPRESS OR IMPLIED, ARE GRANTED INCLUDING WITHOUT LIMITATION, IMPLIED WARRANTIES OF MERCHANTABILITY, FITNESS FOR ANY PARTICULAR PURPOSE, OR NON INFRINGEMENT. BUYER'S EXCLUSIVE REMEDY FOR NON-CONFORMING PRODUCTS DURING THE WARRANTY PERIOD IS LIMITED TO REPAIR, REPLACEMENT OF OR REFUND FOR THE NON-CONFORMING PRODUCT(S) AT SELLER'S SOLE OPTION. THERE IS NO OBLIGATION TO REPAIR, REPLACE OR REFUND FOR PRODUCTS AS THE RESULT OF (I) ACCIDENT, DISASTER OR EVENT OF FORCE MAJEURE, (II) MISUSE, FAULT OR NEGLIGENCE OF OR BY BUYER, (III) USE OF THE PRODUCTS IN A MANNER FOR WHICH THEY WERE NOT DESIGNED, OR (IV) IMPROPER STORAGE AND HANDLING OF THE PRODUCTS. Unless otherwise expressly stated on the Product or in the documentation accompanying the Product, the Product is intended for research only and is not to be used for any other purpose, including without limitation, unauthorized commercial uses, in vitro diagnostic uses, ex vivo or in vivo therapeutic uses, or any type of consumption by or application to human or animals.