

# Ku70 Polyclonal Antibody

Product Details	
Size	100 µL
Species Reactivity	Human
Published Species	Mouse, Human
Host/Isotype	Rabbit / IgG
Class	Polyclonal
Type	Antibody
Conjugate	Unconjugated
Immunogen	Recombinant fragment corresponding to a region within amino acids 366 and 607 of Human Ku70
Form	Liquid
Concentration	0.25 mg/mL
Purification	Affinity chromatography
Storage buffer	PBS, pH 7, with 20% glycerol
Contains	0.025% ProClin 300
Storage conditions	Store at 4°C short term. For long term storage, store at -20°C, avoiding freeze/thaw cycles.
RRID	AB_2545014

Applications	Tested Dilution	Publications
Western Blot (WB)	1:500-1:3,000	3 Publications
Immunohistochemistry (Paraffin) (IHC (P))	1:100-1:1,000	-
Immunocytochemistry (ICC/IF)	1:100-1:1,000	-
Immunoprecipitation (IP)	1:500-1:1,000	-
in situ PLA (PLA)	Assay-dependent	-

## Product Specific Information

Recommended positive controls: 293T, A431, HeLa, HepG2.

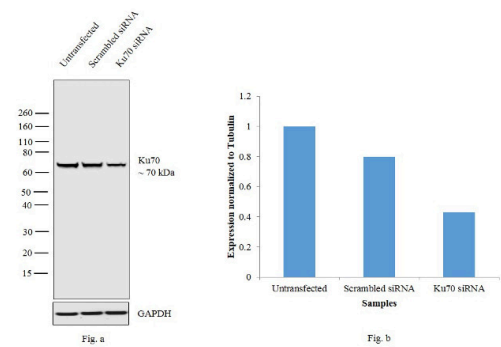
Predicted reactivity: Mouse (82%), Rat (83%), Pig (87%), Chimpanzee (100%), Bovine (87%).

Store product as a concentrated solution. Centrifuge briefly prior to opening the vial.

Product Images For Ku70 Polyclonal Antibody

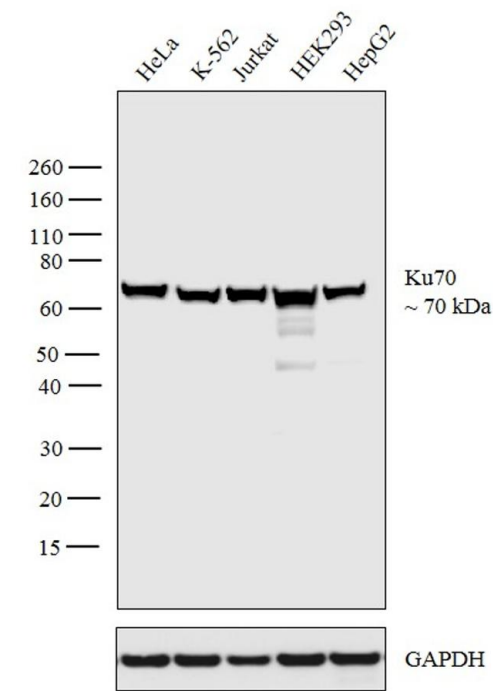
Ku70 Antibody (PA5-27538)

Antibody specificity was demonstrated by siRNA mediated knockdown of target protein. HeLa cells were transfected with Ku70 siRNA and decrease in signal was observed in Western Blot using Ku70 Polyclonal Antibody (Product # PA5-27538). {KD}



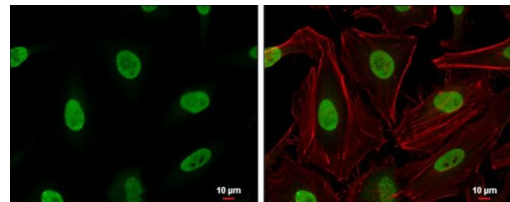
Ku70 Antibody (PA5-27538) in WB

Western blot analysis was performed on modified whole cell extracts (1% SDS) (30 µg lysate) of HeLa (Lane 1), K-562 (Lane 2), Jurkat (Lane 3), HEK293 (Lane 4) and HepG2 (Lane 5). The blot was probed with Anti-Ku70 Polyclonal Antibody (Product # PA5-27538, 1:1,000 dilution) and detected by chemiluminescence using Goat anti-Rabbit IgG (Heavy Chain) Superclonal™ Secondary Antibody, HRP conjugate (Product # A27036, 0.25 µg/mL, 1:4,000 dilution). A 70 kDa band corresponding to Ku70 was observed across all the cell lines tested.



Ku70 Antibody (PA5-27538) in ICC/IF

Immunocytochemistry-Immunofluorescence analysis of Ku70 in HeLa cells fixed with 4% paraformaldehyde at RT for 15 min. Green: Ku70 Polyclonal Antibody (Product # PA5-27538) diluted at 1:200. Red: phalloidin, a cytoskeleton marker. Scale bar = 10 µm.



View more figures on [thermofisher.cn](https://thermofisher.cn)

Western Blot (3)

Frontiers in pharmacology	Year 2023
<b>Astragaloside IV alleviates 1-deoxysphinganine-induced mitochondrial dysfunction during the progression of chronic kidney disease through p62-Nrf2 antioxidant pathway.</b>	
"Published figure using Ku70 polyclonal antibody (Product # PA5-27538) in Western Blot"	
Authors: Gui T,Chen Q,Li J,Lu K,Li C,Xu B,Chen Y,Men J,Kullak-Ublick GA,Wang W,Gai Z	
PLoS genetics	Year 2018
<b>Rad51 recruitment and exclusion of non-homologous end joining during homologous recombination at a Tus/Ter mammalian replication fork barrier.</b>	Species Mouse
"Published figure using Ku70 polyclonal antibody (Product # PA5-27538) in Western Blot"	Dilution 1:1,000
Authors: Willis NA,Panday A,Duffey EE,Scully R	

[View more WB references on thermofisher.cn](#)

For Research Use Only. Not for use in diagnostic procedures. Not for resale without express authorization. Products are warranted to operate or perform substantially in conformance with published Product specifications in effect at the time of sale, as set forth in the Production documentation, specifications and/or accompanying package inserts ("Documentation"). No claim of suitability for use in applications regulated by FDA is made. The warranty provided herein is valid only when used by properly trained individuals. Unless otherwise stated in the Documentation, this warranty is limited to one year from date of shipment when the Product is subjected to normal, proper and intended usage. This warranty does not extend to anyone other than the Buyer. Any model or sample furnished to Buyer is merely illustrative of the general type and quality of goods and does not represent that any Product will conform to such model or sample. NO OTHER WARRANTIES, EXPRESS OR IMPLIED, ARE GRANTED INCLUDING WITHOUT LIMITATION, IMPLIED WARRANTIES OF MERCHANTABILITY, FITNESS FOR ANY PARTICULAR PURPOSE, OR NON INFRINGEMENT. BUYER'S EXCLUSIVE REMEDY FOR NON-CONFORMING PRODUCTS DURING THE WARRANTY PERIOD IS LIMITED TO REPAIR, REPLACEMENT OF OR REFUND FOR THE NON-CONFORMING PRODUCT(S) AT SELLER'S SOLE OPTION. THERE IS NO OBLIGATION TO REPAIR, REPLACE OR REFUND FOR PRODUCTS AS THE RESULT OF (I) ACCIDENT, DISASTER OR EVENT OF FORCE MAJEURE, (II) MISUSE, FAULT OR NEGLIGENCE OF OR BY BUYER, (III) USE OF THE PRODUCTS IN A MANNER FOR WHICH THEY WERE NOT DESIGNED, OR (IV) IMPROPER STORAGE AND HANDLING OF THE PRODUCTS. Unless otherwise expressly stated on the Product or in the documentation accompanying the Product, the Product is intended for research only and is not to be used for any other purpose, including without limitation, unauthorized commercial uses, in vitro diagnostic uses, ex vivo or in vivo therapeutic uses, or any type of consumption by or application to human or animals.