

# Phospho-p38 MAPK (Tyr182) Polyclonal Antibody

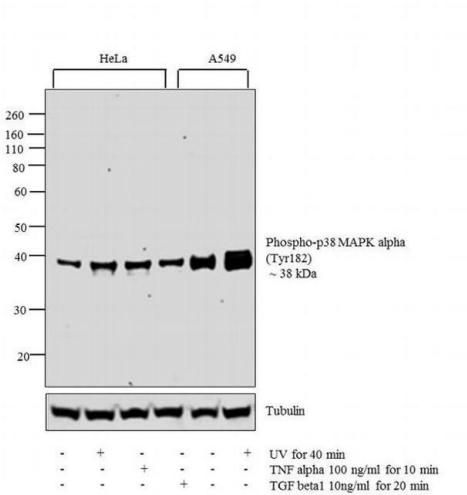
Product Details	
Size	100 µL
Species Reactivity	Human, Mouse, Rat
Published Species	Human
Host/Isotype	Rabbit / IgG
Class	Polyclonal
Type	Antibody
Conjugate	Unconjugated
Immunogen	Peptide sequence around phosphorylation site of tyrosine 182 (T-G-Y(p)-V-A) derived from Human P38 MAPK.
Form	Liquid
Concentration	1 mg/mL
Storage conditions	Store at 4°C short term. For long term storage, store at -20°C, avoiding freeze/thaw cycles.
RRID	AB_2554145

Applications	Tested Dilution	Publications
Western Blot (WB)	1:500-1:1,000	1 Publication
Immunohistochemistry (Paraffin) (IHC (P))	1:50-1:100	-

## Product Specific Information

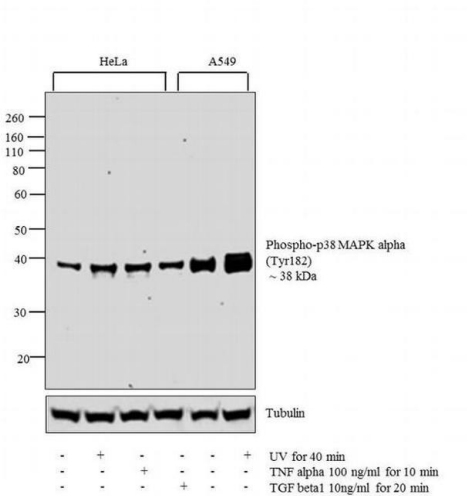
A suggested positive control for Western blot is Hela cells; suggested positive control for IHC is human breast carcinoma.

Product Images For Phospho-p38 MAPK (Tyr182) Polyclonal Antibody



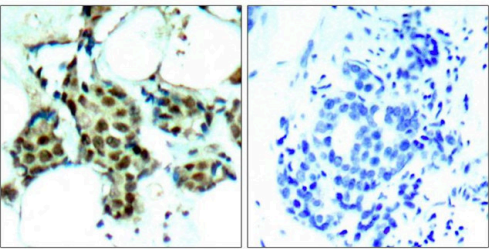
Phospho-p38 MAPK (Tyr182) Antibody (PA5-37536) in WB

Western blot analysis was performed on whole cell extracts (30 µg lysate) of HeLa (Lane 1), HeLa treated with UV (40 min) (Lane 2), HeLa treated with TNF alpha (100 ng/mL for 10 min) (Lane 3), HeLa treated with TGF beta1 (10 ng/mL for 20 min) (Lane 4), A549 (Lane 5) and A549 treated with UV (40 min) (Lane 6). The blot was probed with Anti-Phospho-p38 MAPK alpha (Tyr182) Polyclonal Antibody (Product # PA5-37536, 1:500 dilution) and detected by chemiluminescence using Goat anti-Rabbit IgG (Heavy Chain) Superclonal™ Secondary Antibody, HRP conjugate (Product # A27036, 0.25 µg/mL, 1:4000 dilution). A 38 kDa band corresponding to p38 MAPK alpha (Tyr182) was observed across the cell lines tested and was enhanced upon treatment.



Phospho-p38 MAPK (Tyr182) Antibody (PA5-37536)

Altered expression of target protein upon cell treatment demonstrates antibody specificity. Western blot analysis of Phospho-p38 MAPK alpha (Tyr182) using Phospho-p38 MAPK alpha (Tyr182) Polyclonal Antibody (Product # PA5-37536) shows increased expression of proteins phosphorylated at the tyrosine residue in HeLa and A549 cell lines upon UV, TNF alpha and TGF beta1 treatments. {TM}



Phospho-p38 MAPK (Tyr182) Antibody (PA5-37536) in IHC (P)

Immunohistochemical analysis of Phospho-p38 MAPK (Tyr182) in paraffin-embedded Human breast carcinoma tissue using Phospho-p38 MAPK (Tyr182) Polyclonal Antibody (Product # PA5-37536) (left) or the same antibody preincubated with blocking peptide (right).

View more figures on [thermofisher.cn](https://thermofisher.cn)

Western Blot (1)

Cells	Year 2020
<b>Towards Age-Related Anti-Inflammatory Therapy: Klotho Suppresses Activation of ER and Golgi Stress Response in Senescent Monocytes.</b>	Species Human
"Published figure using Phospho-p38 MAPK (Tyr182) polyclonal antibody (Product # PA5-37536) in Western Blot"	Dilution 1:1000
Authors: Mytych J, Soek P, Bdziska A, Rusinek K, Warzybok A, Tabcka-onczyska A, Koziorowski M	

For Research Use Only. Not for use in diagnostic procedures. Not for resale without express authorization. Products are warranted to operate or perform substantially in conformance with published Product specifications in effect at the time of sale, as set forth in the Production documentation, specifications and/or accompanying package inserts ("Documentation"). No claim of suitability for use in applications regulated by FDA is made. The warranty provided herein is valid only when used by properly trained individuals. Unless otherwise stated in the Documentation, this warranty is limited to one year from date of shipment when the Product is subjected to normal, proper and intended usage. This warranty does not extend to anyone other than the Buyer. Any model or sample furnished to Buyer is merely illustrative of the general type and quality of goods and does not represent that any Product will conform to such model or sample. NO OTHER WARRANTIES, EXPRESS OR IMPLIED, ARE GRANTED INCLUDING WITHOUT LIMITATION, IMPLIED WARRANTIES OF MERCHANTABILITY, FITNESS FOR ANY PARTICULAR PURPOSE, OR NON-INFRINGEMENT. BUYER'S EXCLUSIVE REMEDY FOR NON-CONFORMING PRODUCTS DURING THE WARRANTY PERIOD IS LIMITED TO REPAIR, REPLACEMENT OF OR REFUND FOR THE NON-CONFORMING PRODUCT(S) AT SELLER'S SOLE OPTION. THERE IS NO OBLIGATION TO REPAIR, REPLACE OR REFUND FOR PRODUCTS AS THE RESULT OF (I) ACCIDENT, DISASTER OR EVENT OF FORCE MAJEURE, (II) MISUSE, FAULT OR NEGLIGENCE OF OR BY BUYER, (III) USE OF THE PRODUCTS IN A MANNER FOR WHICH THEY WERE NOT DESIGNED, OR (IV) IMPROPER STORAGE AND HANDLING OF THE PRODUCTS. Unless otherwise expressly stated on the Product or in the documentation accompanying the Product, the Product is intended for research only and is not to be used for any other purpose, including without limitation, unauthorized commercial uses, in vitro diagnostic uses, ex vivo or in vivo therapeutic uses, or any type of consumption by or application to human or animals.