

# Phospho-CaMKII beta/gamma/delta (Thr287) Polyclonal Antibody

Product Details	
Size	100 µL
Species Reactivity	Human, Mouse, Rat
Published Species	Rat, Human, Mouse
Host/Isotype	Rabbit / IgG
Class	Polyclonal
Type	Antibody
Conjugate	Unconjugated
Immunogen	Peptide sequence around phosphorylation site of Threonine 287 (Q-E-T(p)-V-E) derived from Human CaMK2- beta/ gamma/ delta
Form	Liquid
Concentration	1 mg/mL
Purification	Affinity chromatography
Storage buffer	PBS, pH 7.4, with 50% glycerol
Contains	0.02% sodium azide
Storage conditions	-20°C
RRID	AB_2554441

Applications	Tested Dilution	Publications
Western Blot (WB)	1:500-1:1,000	9 Publications
Miscellaneous PubMed (Misc)	-	1 Publication

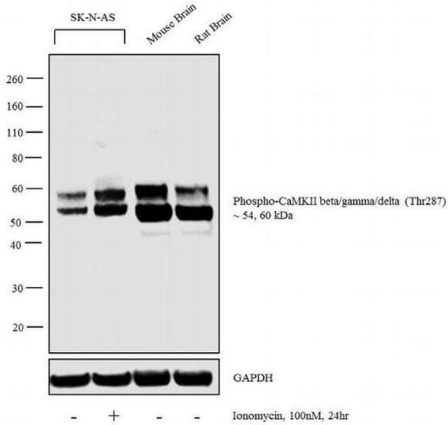
## Product Specific Information

A suggested positive control for Western blot is rat brain cells.

Product Images For Phospho-CaMKII beta/gamma/delta (Thr287) Polyclonal Antibody

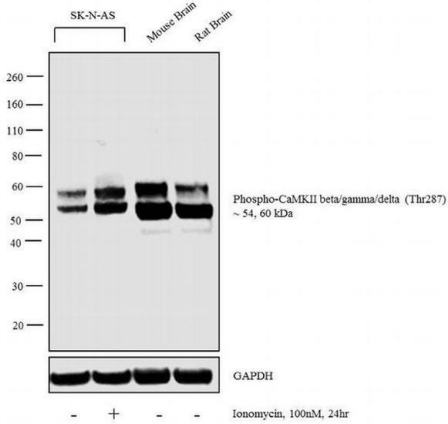
Phospho-CaMKII beta/gamma/delta (Thr287) Antibody (PA5-37833)

Altered expression of target protein upon cell treatment demonstrates antibody specificity. Western blot analysis of Phospho-CaMKII beta/gamma/delta (Thr287) using Phospho-CaMKII beta/gamma/delta (Thr287) Polyclonal Antibody (Product # PA5-37833) shows increased expression of proteins phosphorylated at the threonine residue in SK-N-AS cell line upon Ionomycin treatment. {TM}



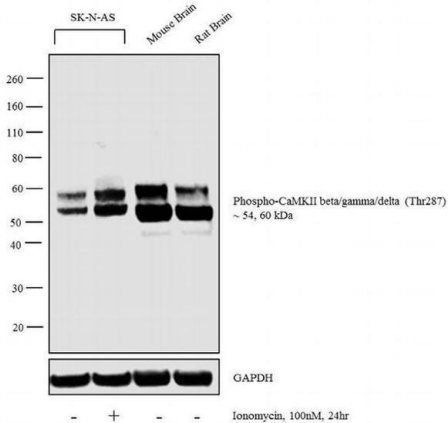
Phospho-CaMKII beta/gamma/delta (Thr287) Antibody (PA5-37833) in WB

Western blot analysis was performed on whole cell extracts (30 µg lysate) of SK-N-AS (Lane 1), SK-N-AS treated with Ionomycin (100 nM, for 24 hr) (Lane 2), tissue extracts of Mouse Brain (Lane 3) and Rat Brain (Lane 4). The blot was probed with Phospho-CaMKII beta/gamma/delta (Thr287) Polyclonal Antibody (Product # PA5-37833, 1 µg/mL) and detected by chemiluminescence using Goat anti-Rabbit IgG (Heavy Chain) Superclonal™ Secondary Antibody, HRP conjugate (Product # A27036, 0.25 µg/mL, 1:4000 dilution). 54, 60 kDa band corresponding to Phospho-CaMKII beta/gamma/delta (Thr287) was observed across cell line and tissues tested. It was also enhanced upon Ionomycin treatment in SK-N-AS cell line.



Phospho-CaMKII beta/gamma/delta (Thr287) Antibody (PA5-37833) in WB

Western blot analysis was performed on whole cell extracts (30 µg lysate) of SK-N-AS (Lane 1), SK-N-AS treated with Ionomycin (100nM, for 24 hr) (Lane 2), tissue extracts of Mouse Brain (Lane 3) and Rat Brain (Lane 4). The blot was probed with Phospho-CaMKII beta/gamma/delta (Thr287) Polyclonal Antibody (Product # PA5-37833, 1 µg/mL) and detected by chemiluminescence using Goat anti-Rabbit IgG (Heavy Chain) Superclonal™ Secondary Antibody, HRP conjugate (Product # A27036, 0.25 µg/mL, 1:4000 dilution). 54, 60 kDa band corresponding to Phospho-CaMKII beta/gamma/delta (Thr287) was observed across cell line and tissues tested. It was also enhanced upon Ionomycin treatment in SK-N-AS cell line.



View more figures on [thermofisher.cn](http://thermofisher.cn)

Western Blot (9)

<p>Oxidative medicine and cellular longevity</p> <p><b>TRPV1 Modulator Ameliorates Alzheimer-Like Amyloid- Neuropathology via Akt/Gsk3-Mediated Nrf2 Activation in the Neuro-2a/APP Cell Model.</b></p> <p>"Published figure using Phospho-CaMKII beta/gamma/delta (Thr287) polyclonal antibody (Product # PA5-37833) in Western Blot"</p> <p>Authors: Wang X,Bian Y,Wong CTT,Lu JH,Lee SM</p>	<p>Year 2022</p> <p>Species Human</p>
<p>Molecules (Basel, Switzerland)</p> <p><b>Synergistic Anticancer Effect of a Combination of Berbamine and Arcyriaflavin A against Glioblastoma Stem-like Cells.</b></p> <p>"PA5-37833 was used in Western Blotting to demonstrate a novel combination therapy involving berbamine and ArcA effectively eradicating GSCs."</p> <p>Authors: Han JM,Jung HJ</p>	<p>Year 2022</p> <p>Species Human</p>

View more WB references on thermofisher.cn

Miscellaneous PubMed (1)

<p>Molecular cell</p> <p><b>Actionable Cytopathogenic Host Responses of Human Alveolar Type 2 Cells to SARS-CoV-2.</b></p> <p>"PA5-37833 was used in Functional network inference to perform a quantitative phosphoproteomic survey of induced pluripotent stem cell-derived AT2s infected with SARS-CoV-2 at air-liquid interface, to understand the mechanisms driving infection and pathology."</p> <p>Authors: Hekman RM,Hume AJ,Goel RK,Abo KM,Huang J,Blum BC,Werder RB,Suder EL,Paul I,Phanse S,Youssef A, Alysandratos KD,Padhorny D,Ojha S,Mora-Martin A,Kretov D,Ash PEA,Verma M,Zhao J,Patten JJ,Villacorta-Martin C, Bolzan D,Perea-Resa C,Bullitt E,Hinds A,Tilston-Lunel A,Varelas X,Farhangmehr S,Braunschweig U,Kwan JH, McComb M,Basu A,Saeed M,Perissi V,Burks EJ,Layne MD,Connor JH,Davey R,Cheng JX,Wolozin BL,Blencowe BJ, Wuchty S,Lyons SM,Kozakov D,Cifuentes D,Blower M,Kotton DN,Wilson AA,Mühlberger E,Emili A</p>	<p>Year 2020</p> <p>Species Human</p>
---	---

More applications with references on thermofisher.cn

For Research Use Only. Not for use in diagnostic procedures. Not for resale without express authorization. Products are warranted to operate or perform substantially in conformance with published Product specifications in effect at the time of sale, as set forth in the Production documentation, specifications and/or accompanying package inserts ("Documentation"). No claim of suitability for use in applications regulated by FDA is made. The warranty provided herein is valid only when used by properly trained individuals. Unless otherwise stated in the Documentation, this warranty is limited to one year from date of shipment when the Product is subjected to normal, proper and intended usage. This warranty does not extend to anyone other than the Buyer. Any model or sample furnished to Buyer is merely illustrative of the general type and quality of goods and does not represent that any Product will conform to such model or sample. NO OTHER WARRANTIES, EXPRESS OR IMPLIED, ARE GRANTED INCLUDING WITHOUT LIMITATION, IMPLIED WARRANTIES OF MERCHANTABILITY, FITNESS FOR ANY PARTICULAR PURPOSE, OR NON-INFRINGEMENT. BUYER'S EXCLUSIVE REMEDY FOR NON-CONFORMING PRODUCTS DURING THE WARRANTY PERIOD IS LIMITED TO REPAIR, REPLACEMENT OF OR REFUND FOR THE NON-CONFORMING PRODUCT(S) AT SELLER'S SOLE OPTION. THERE IS NO OBLIGATION TO REPAIR, REPLACE OR REFUND FOR PRODUCTS AS THE RESULT OF (i) ACCIDENT, DISASTER OR EVENT OF FORCE MAJEURE, (ii) MISUSE, FAULT OR NEGLIGENCE OF OR BY BUYER, (iii) USE OF THE PRODUCTS IN A MANNER FOR WHICH THEY WERE NOT DESIGNED, OR (iv) IMPROPER STORAGE AND HANDLING OF THE PRODUCTS. Unless otherwise expressly stated on the Product or in the documentation accompanying the Product, the Product is intended for research only and is not to be used for any other purpose, including without limitation, unauthorized commercial uses, in vitro diagnostic uses, ex vivo or in vivo therapeutic uses, or any type of consumption by or application to human or animals.