

Phospho-Bax (Ser184) Polyclonal Antibody


Product Details	
Size	100 µg
Species Reactivity	Human, Mouse, Rat
Published Species	Mouse
Host/Isotype	Rabbit / IgG
Class	Polyclonal
Type	Antibody
Conjugate	Unconjugated
Immunogen	A synthetic phosphopeptide derived from human Bax around the phosphorylation site of Ser184 (T-A-SP-L-T)
Form	Liquid
Concentration	1 mg/mL
Purification	Antigen affinity chromatography
Storage buffer	Dulbecco's PBS, pH 7.4, with 50% glycerol
Contains	0.02% sodium azide
Storage conditions	-20°C
RRID	AB_2556329

Applications	Tested Dilution	Publications
Western Blot (WB)	1:500	1 Publication
Immunohistochemistry (Paraffin) (IHC (P))	1:50-1:100	-
Immunoprecipitation (IP)	-	1 Publication
peptide-ELISA (pep-ELISA)	1:10,000	-

Product Images For Phospho-Bax (Ser184) Polyclonal Antibody

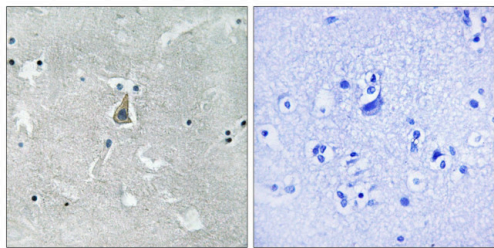
Phospho-Bax (Ser184) Antibody (PA5-39778)

Altered expression of target protein upon cell treatment demonstrates antibody specificity. Western blot analysis of Phospho-Bax (Ser184) using Phospho-Bax (Ser184) Polyclonal Antibody (Product # PA5-39778) shows increased expression of proteins in A549 cell line upon Etoposide treatment. {TM}




Phospho-Bax (Ser184) Antibody (PA5-39778) in IHC (P)

Immunohistochemical analysis of Phospho-Bax pSer184 in paraffin-embedded human brain tissue using a Phospho-Bax pSer184 polyclonal antibody (Product # PA5-39778).



Phospho-Bax (Ser184) Antibody (PA5-39778) in WB

Western blot analysis was performed on whole cell extract (30 µg lysate) of A549 (Lane 1) and A549 treated with Etoposide (50 uM, 16 hour) (Lane 2). The blot was probed with Anti-Phospho-Bax (Ser184) Polyclonal Antibody (Product # PA5-39778, 1:500 dilution) and detected by chemiluminescence using Goat anti-Rabbit IgG (Heavy Chain) Superclonal™ Secondary Antibody, HRP conjugate (Product # A27036, 0.25 µg/mL, 1:4000 dilution). A 18 kDa band corresponding to Bax was observed in A549 and was enhanced upon cell treatment.



2 References

Western Blot (1)

<p>Medical science monitor : international medical journal of experimental and clinical research</p> <p>Metformin Inhibit Lung Cancer Cell Growth and Invasion in Vitro as Well as Tumor Formation in Vivo Partially by Activating PP2A.</p> <p>"Published figure using Phospho-Bax (Ser184) polyclonal antibody (Product # PA5-39778) in Western Blot"</p> <p>Authors: Zhou X,Liu S,Lin X,Xu L,Mao X,Liu J,Zhang Z,Jiang W,Zhou H</p>	<p>Year 2019</p> <p>Species Mouse</p>
---	---

Immunoprecipitation (1)

<p>Cancer cell</p> <p>Reduced Mitochondrial Apoptotic Priming Drives Resistance to BH3 Mimetics in Acute Myeloid Leukemia.</p> <p>"PA5-39778 was used in Chromatin immunoprecipitation to identify common principles of resistance and persistent vulnerabilities to overcome resistance in Acute Myeloid Leukemia."</p> <p>Authors: Bhatt S,Pioso MS,Olesinski EA,Yilma B,Ryan JA,Mashaka T,Leutz B,Adamia S,Zhu H,Kuang Y,Mogili A,Louissaint A,Bohl SR,Kim AS,Mehta AK,Sanghavi S,Wang Y,Morris E,Hallilovic E,Pawelez CP,Weinstock DM,Garcia JS,Letai A</p>	<p>Year 2020</p> <p>Species Mouse</p>
--	---

For Research Use Only. Not for use in diagnostic procedures. Not for resale without express authorization. Products are warranted to operate or perform substantially in conformance with published Product specifications in effect at the time of sale, as set forth in the Production documentation, specifications and/or accompanying package inserts ("Documentation"). No claim of suitability for use in applications regulated by FDA is made. The warranty provided herein is valid only when used by properly trained individuals. Unless otherwise stated in the Documentation, this warranty is limited to one year from date of shipment when the Product is subjected to normal, proper and intended usage. This warranty does not extend to anyone other than the Buyer. Any model or sample furnished to Buyer is merely illustrative of the general type and quality of goods and does not represent that any Product will conform to such model or sample. NO OTHER WARRANTIES, EXPRESS OR IMPLIED, ARE GRANTED INCLUDING WITHOUT LIMITATION, IMPLIED WARRANTIES OF MERCHANTABILITY, FITNESS FOR ANY PARTICULAR PURPOSE, OR NON INFRINGEMENT. BUYER'S EXCLUSIVE REMEDY FOR NON-CONFORMING PRODUCTS DURING THE WARRANTY PERIOD IS LIMITED TO REPAIR, REPLACEMENT OF OR REFUND FOR THE NON-CONFORMING PRODUCT(S) AT SELLER'S SOLE OPTION. THERE IS NO OBLIGATION TO REPAIR, REPLACE OR REFUND FOR PRODUCTS AS THE RESULT OF (I) ACCIDENT, DISASTER OR EVENT OF FORCE MAJEURE, (II) MISUSE, FAULT OR NEGLIGENCE OF OR BY BUYER, (III) USE OF THE PRODUCTS IN A MANNER FOR WHICH THEY WERE NOT DESIGNED, OR (IV) IMPROPER STORAGE AND HANDLING OF THE PRODUCTS. Unless otherwise expressly stated on the Product or in the documentation accompanying the Product, the Product is intended for research only and is not to be used for any other purpose, including without limitation, unauthorized commercial uses, in vitro diagnostic uses, ex vivo or in vivo therapeutic uses, or any type of consumption by or application to human or animals.