

# UBXN7 Polyclonal Antibody

Product Details	
Size	100 µL
Species Reactivity	Human
Published Species	Human
Host/Isotype	Rabbit / IgG
Class	Polyclonal
Type	Antibody
Conjugate	Unconjugated
Immunogen	Recombinant protein corresponding to Human UBXN7
Form	Liquid
Concentration	0.3 mg/mL
Purification	Antigen affinity chromatography
Storage buffer	PBS, pH 7.2, with 40% glycerol
Contains	0.02% sodium azide
Storage conditions	Store at 4°C short term. For long term storage, store at -20°C, avoiding freeze/thaw cycles.
RRID	AB_2649223

Applications	Tested Dilution	Publications
Western Blot (WB)	0.04-0.4 µg/mL	2 Publications
Immunohistochemistry (IHC)	1:500-1:1,000	-
Immunocytochemistry (ICC/IF)	0.25-2 µg/mL	-

## Product Specific Information

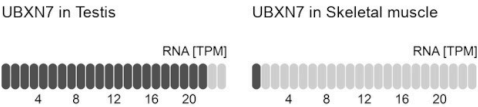
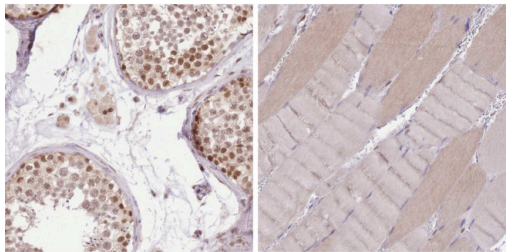
Immunogen sequence: FGAPKRRRPA RSIFDGFRDF QTETIRQEQE LRNGGAIDKK LTTLADLFRP PIDLMHKGSF  
 ETAKECGMQ NKWLMINIQN VQDFACQLN RDVWSNEAVK

Highest antigen sequence identity to the following orthologs: Mouse - 100%, Rat - 100%.

## Product Images For UBXN7 Polyclonal Antibody

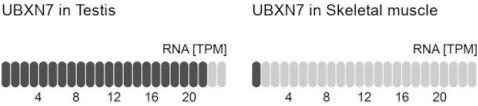
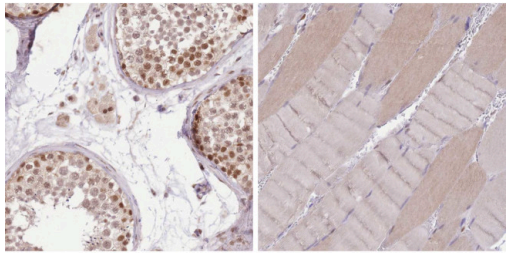
**UBXN7 Antibody (PA5-61972)**

Relative expression in different tissues in IHC: Detection of differential expression levels of UBXN7 demonstrates antibody specificity. Immunohistochemical analysis of UBXN7 using anti-UBXN7 Polyclonal Antibody (Product # PA5-61972), shows significant staining of UBXN7 in human testis and shows minimal or weak staining in human skeletal muscle tissues. The relative expression levels of UBXN7 within each tissue is shown using RNA-Seq. {RE}



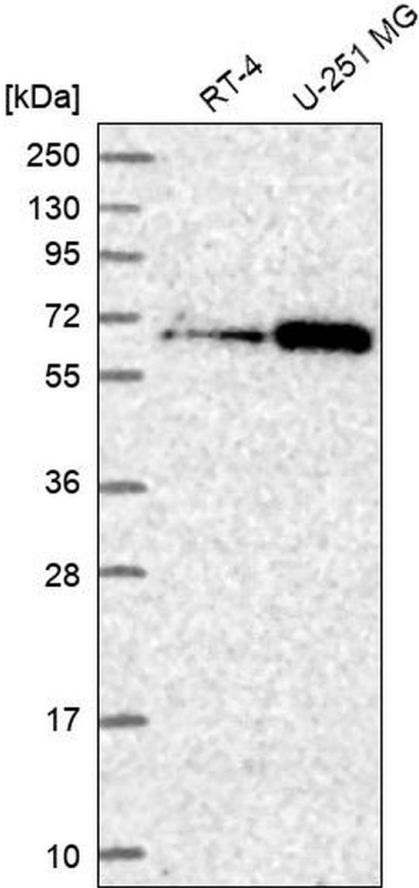
**UBXN7 Antibody (PA5-61972) in IHC**

Immunohistochemical staining of UBXN7 in human testis and skeletal muscle tissues using UBXN7 Polyclonal Antibody (Product # PA5-61972). Corresponding UBXN7 RNA-seq data are presented for the same tissues.



**UBXN7 Antibody (PA5-61972) in WB**

Western blot analysis of UBXN7 in human cell line RT-4 and human cell line U-251 MG using a UBXN7 Polyclonal Antibody (Product # PA5-61972).



View more figures on [thermofisher.cn](https://thermofisher.cn)

2 References

Western Blot (2)

<p>Nature communications</p> <p><b>The p97-UBXD8 complex regulates ER-Mitochondria contact sites by altering membrane lipid saturation and composition.</b></p> <p>"PA5-61972 was used in Western Blotting to find that the SREBP1-SCD1 pathway is negatively impacted in the brains of mice with p97 mutations that cause neurodegeneration."</p> <p>Authors: Ganji R,Paulo JA,Xi Y,Kline I,Zhu J,Clemen CS,Weihi CC,Purdy JG,Gygi SP,Raman M</p>	<p>Year</p> <p>2023</p> <p>Species</p> <p>Human</p> <p>Dilution</p> <p>1:2000</p>
<p>Nature communications</p> <p><b>Cooperative assembly of p97 complexes involved in replication termination.</b></p> <p>"PA5-61972 was used in Western Blotting to propose that cooperative and substrate-independent recognition of ubiquitin chains allows p97 to recognize an unlimited number of polyubiquitylated proteins while avoiding the formation of partial, inactive complexes."</p> <p>Authors: Kochenova OV,Mukkavalli S,Raman M,Walter JC</p>	<p>Year</p> <p>2022</p> <p>Species</p> <p>Human</p> <p>Dilution</p> <p>1:1000</p>

For Research Use Only. Not for use in diagnostic procedures. Not for resale without express authorization. Products are warranted to operate or perform substantially in conformance with published Product specifications in effect at the time of sale, as set forth in the Production documentation, specifications and/or accompanying package inserts ("Documentation"). No claim of suitability for use in applications regulated by FDA is made. The warranty provided herein is valid only when used by properly trained individuals. Unless otherwise stated in the Documentation, this warranty is limited to one year from date of shipment when the Product is subjected to normal, proper and intended usage. This warranty does not extend to anyone other than the Buyer. Any model or sample furnished to Buyer is merely illustrative of the general type and quality of goods and does not represent that any Product will conform to such model or sample. NO OTHER WARRANTIES, EXPRESS OR IMPLIED, ARE GRANTED INCLUDING WITHOUT LIMITATION, IMPLIED WARRANTIES OF MERCHANTABILITY, FITNESS FOR ANY PARTICULAR PURPOSE, OR NON INFRINGEMENT. BUYER'S EXCLUSIVE REMEDY FOR NON-CONFORMING PRODUCTS DURING THE WARRANTY PERIOD IS LIMITED TO REPAIR, REPLACEMENT OF OR REFUND FOR THE NON-CONFORMING PRODUCT(S) AT SELLER'S SOLE OPTION. THERE IS NO OBLIGATION TO REPAIR, REPLACE OR REFUND FOR PRODUCTS AS THE RESULT OF (I) ACCIDENT, DISASTER OR EVENT OF FORCE MAJEURE, (II) MISUSE, FAULT OR NEGLIGENCE OF OR BY BUYER, (III) USE OF THE PRODUCTS IN A MANNER FOR WHICH THEY WERE NOT DESIGNED, OR (IV) IMPROPER STORAGE AND HANDLING OF THE PRODUCTS. Unless otherwise expressly stated on the Product or in the documentation accompanying the Product, the Product is intended for research only and is not to be used for any other purpose, including without limitation, unauthorized commercial uses, in vitro diagnostic uses, ex vivo or in vivo therapeutic uses, or any type of consumption by or application to human or animals.