

VAMP2 Polyclonal Antibody

Product Details	
Size	100 µL
Species Reactivity	Human, Mouse, Rat
Host/Isotype	Rabbit / IgG
Class	Polyclonal
Type	Antibody
Conjugate	Unconjugated
Immunogen	Full length human VAMP2 Recombinant protein.
Form	Liquid
Concentration	1.03 mg/mL
Purification	Antigen affinity chromatography
Storage buffer	0.1M tris glycine, pH 7, with 20% glycerol
Contains	0.01% thimerosal
Storage conditions	Store at 4°C short term. For long term storage, store at -20°C, avoiding freeze/thaw cycles.
RRID	AB_2792615

Applications	Tested Dilution	Publications
Western Blot (WB)	1:500-1:3,000	-
Immunocytochemistry (ICC/IF)	1:100-1:1,000	-

Product Specific Information

Keep as concentrated solution.

Predicted reactivity: Mouse (99%), Rat (99%), Zebrafish (90%), Xenopus laevis (96%), Rhesus Monkey (100%), Bovine (99%).

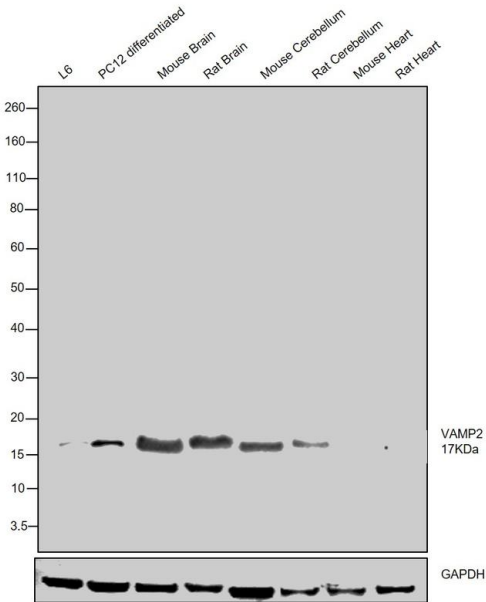
Positive Control: mouse brain, rat brain.

Store product as a concentrated solution. Centrifuge briefly prior to opening the vial.

Product Images For VAMP2 Polyclonal Antibody

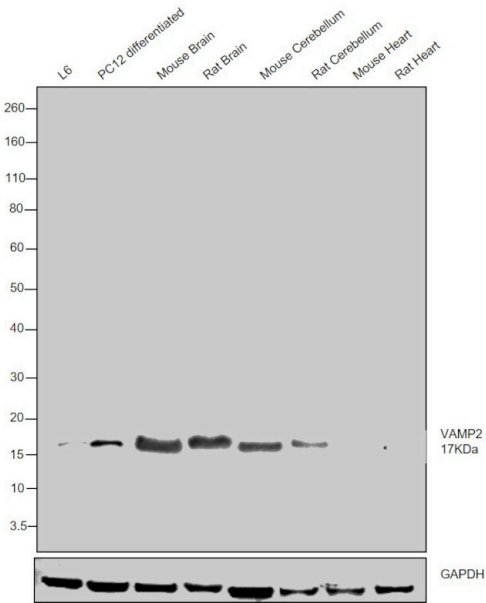
VAMP2 Antibody (PA5-85475) in WB

Western blot was performed using Anti-VAMP2 Polyclonal Antibody (Product # PA5-85475) and a 17 kDa band corresponding to Vesicle-associated membrane protein 2 was observed across cell lines and tissues. Whole cell extracts (30 µg lysate) of L6 (Lane 1), PC12 Differentiated (Lane 2), Mouse Brain (Lane 3), Rat Brain (Lane 4), Mouse Cerebellum (Lane 5), Rat Cerebellum (Lane 6), Mouse Heart (Lane 7), Rat Heart (Lane 8) were electrophoresed using NuPAGE™ 4-12% Bis-Tris Protein Gel (Product # NP0322BOX). Resolved proteins were then transferred onto a nitrocellulose membrane (Product # IB23001) by iBlot® 2 Dry Blotting System (Product # IB21001). The blot was probed with the primary antibody (1:1000) and detected by chemiluminescence with Goat anti-Rabbit IgG (Heavy Chain) Superclonal™ Recombinant Secondary Antibody, HRP (Product # A27036, 1:4000) using the iBright™ FL1500 Imaging System (Product # A44115). Chemiluminescent detection was performed using SuperSignal™ West Pico PLUS Chemiluminescent Substrate (Product # 34580).



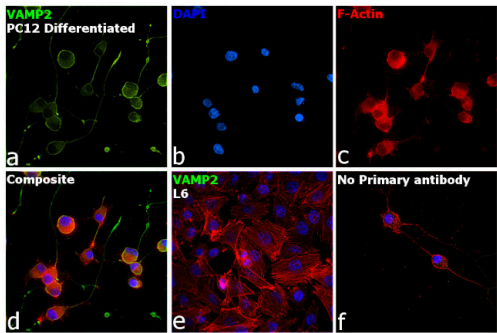
VAMP2 Antibody (PA5-85475)

Antibody specificity was demonstrated by detection of differential basal expression of the target across cell lines and tissues owing to their inherent genetic constitution. Relative expression of Vesicle-associated membrane protein 2 was observed in L6, PC12 Differentiated, Mouse Brain, Rat Brain, Mouse Cerebellum, Rat Cerebellum, Mouse Heart, Rat Heart using Anti-VAMP2 Polyclonal Antibody (Product # PA5-85475) in Western Blot. {RE}



VAMP2 Antibody (PA5-85475)

Antibody specificity was demonstrated by detection of differential basal expression of the target across cell models owing to their inherent genetic constitution. Immunofluorescence analysis using Anti-VAMP2 Polyclonal Antibody (Product # PA5-85475), shows protein expression in PC12 differentiated cells but not in L6. {RE}



View more figures on thermofisher.cn

For Research Use Only. Not for use in diagnostic procedures. Not for resale without express authorization. Products are warranted to operate or perform substantially in conformance with published Product specifications in effect at the time of sale, as set forth in the Production documentation, specifications and/or accompanying package inserts ("Documentation"). No claim of suitability for use in applications regulated by FDA is made. The warranty provided herein is valid only when used by properly trained individuals. Unless otherwise stated in the Documentation, this warranty is limited to one year from date of shipment when the Product is subjected to normal, proper and intended usage. This warranty does not extend to anyone other than the Buyer. Any model or sample furnished to Buyer is merely illustrative of the general type and quality of goods and does not represent that any Product will conform to such model or sample. NO OTHER WARRANTIES, EXPRESS OR IMPLIED, ARE GRANTED INCLUDING WITHOUT LIMITATION, IMPLIED WARRANTIES OF MERCHANTABILITY, FITNESS FOR ANY PARTICULAR PURPOSE, OR NON INFRINGEMENT. BUYER'S EXCLUSIVE REMEDY FOR NON-CONFORMING PRODUCTS DURING THE WARRANTY PERIOD IS LIMITED TO REPAIR, REPLACEMENT OF OR REFUND FOR THE NON-CONFORMING PRODUCT(S) AT SELLER'S SOLE OPTION. THERE IS NO OBLIGATION TO REPAIR, REPLACE OR REFUND FOR PRODUCTS AS THE RESULT OF (I) ACCIDENT, DISASTER OR EVENT OF FORCE MAJEURE, (II) MISUSE, FAULT OR NEGLIGENCE OF OR BY BUYER, (III) USE OF THE PRODUCTS IN A MANNER FOR WHICH THEY WERE NOT DESIGNED, OR (IV) IMPROPER STORAGE AND HANDLING OF THE PRODUCTS. Unless otherwise expressly stated on the Product or in the documentation accompanying the Product, the Product is intended for research only and is not to be used for any other purpose, including without limitation, unauthorized commercial uses, in vitro diagnostic uses, ex vivo or in vivo therapeutic uses, or any type of consumption by or application to human or animals.