

# Phospho-EGFR (Tyr1173) Polyclonal Antibody

| Product Details    |   |
|--------------------|---|
| Size               | 100 µL  |
| Species Reactivity | Human   |
| Host/Isotype       | Rabbit / IgG  |
| Class              | Polyclonal  |
| Type               | Antibody  |
| Conjugate          | Unconjugated  |
| Immunogen          | Carrier-protein conjugated synthetic peptide corresponding to residues around human EGFR (phospho Tyr1173). |
| Form               | Liquid  |
| Concentration      | 0.17 mg/mL  |
| Purification       | Antigen affinity chromatography   |
| Storage buffer     | PBS, pH 7, with 1% BSA, 20% glycerol  |
| Contains           | 0.025% ProClin 300  |
| Storage conditions | Store at 4°C short term. For long term storage, store at -20°C, avoiding freeze/thaw cycles.                |
| RRID               | AB_2792932  |

| Applications                 | Tested Dilution | Publications |
|------------------------------|-----------------|--------------|
| Western Blot (WB)            | 1:500-1:3,000   | -            |
| Immunocytochemistry (ICC/IF) | 1:100-1:1,000   | -            |

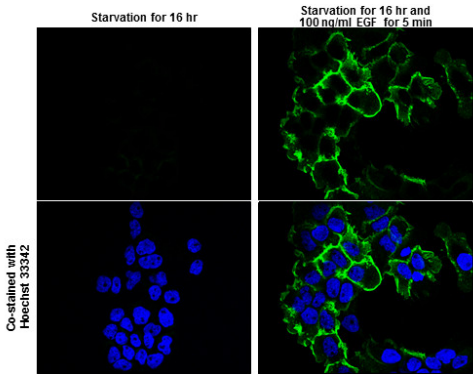
## Product Specific Information

Keep as concentrated solution.

Positive Control: A431 (starvation for 16 hr and 100 ng/ml EGF treatment for 5 min).


Store product as a concentrated solution. Centrifuge briefly prior to opening the vial.

Product Images For Phospho-EGFR (Tyr1173) Polyclonal Antibody



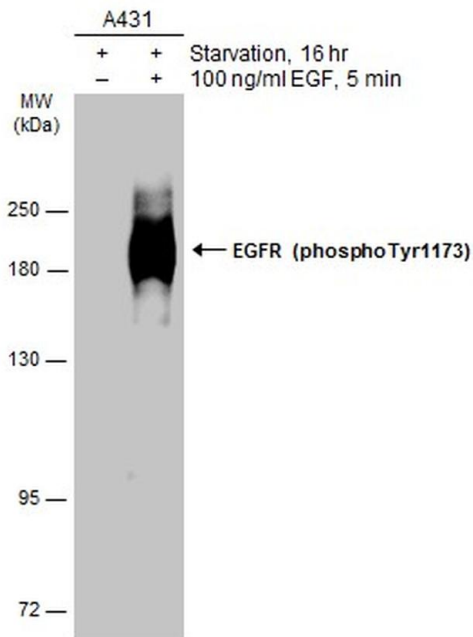
Phospho-EGFR (Tyr1173) Antibody (PA5-85796) in ICC/IF

Immunocytochemistry analysis of Phospho-EGFR (Tyr1173) in 4% paraformaldehyde-fixed A431 cells using Phospho-EGFR (Tyr1173) polyclonal antibody (Product # PA5-85796) at a dilution of 1:500. Sample was then incubated with Hoechst secondary antibody.



Phospho-EGFR (Tyr1173) Antibody (PA5-85796) in WB

Western blot analysis of Phospho-EGFR (Tyr1173) in untreated (-) and treated (+) A431 whole cell extract using Phospho-EGFR (Tyr1173) polyclonal antibody (Product # PA5-85796) using 30 µg of sample at a dilution of 1:2000. Sample was then incubated with HRP-conjugated anti-rabbit IgG secondary antibody. Prior to incubation with primary antibody, the sample was separated on 7.5% SDS-PAGE.



Phospho-EGFR (Tyr1173) Antibody (PA5-85796) in WB

Western Blot using Phospho-EGFR (Tyr1173) Polyclonal Antibody (Product # PA5-85796). Untreated (-) and treated (+) A431 whole cell extracts (30 µg) were separated by 7.5% SDS-PAGE, and the membrane was blotted with Phospho-EGFR (Tyr1173) Polyclonal Antibody (Product # PA5-85796) diluted at 1:2,000. The HRP-conjugated anti-rabbit IgG antibody was used to detect the primary antibody.

For Research Use Only. Not for use in diagnostic procedures. Not for resale without express authorization. Products are warranted to operate or perform substantially in conformance with published Product specifications in effect at the time of sale, as set forth in the Production documentation, specifications and/or accompanying package inserts ("Documentation"). No claim of suitability for use in applications regulated by FDA is made. The warranty provided herein is valid only when used by properly trained individuals. Unless otherwise stated in the Documentation, this warranty is limited to one year from date of shipment when the Product is subjected to normal, proper and intended usage. This warranty does not extend to anyone other than the Buyer. Any model or sample furnished to Buyer is merely illustrative of the general type and quality of goods and does not represent that any Product will conform to such model or sample. NO OTHER WARRANTIES, EXPRESS OR IMPLIED, ARE GRANTED INCLUDING WITHOUT LIMITATION, IMPLIED WARRANTIES OF MERCHANTABILITY, FITNESS FOR ANY PARTICULAR PURPOSE, OR NON INFRINGEMENT. BUYER'S EXCLUSIVE REMEDY FOR NON-CONFORMING PRODUCTS DURING THE WARRANTY PERIOD IS LIMITED TO REPAIR, REPLACEMENT OF OR REFUND FOR THE NON-CONFORMING PRODUCT(S) AT SELLER'S SOLE OPTION. THERE IS NO OBLIGATION TO REPAIR, REPLACE OR REFUND FOR PRODUCTS AS THE RESULT OF (I) ACCIDENT, DISASTER OR EVENT OF FORCE MAJEURE, (II) MISUSE, FAULT OR NEGLIGENCE OF OR BY BUYER, (III) USE OF THE PRODUCTS IN A MANNER FOR WHICH THEY WERE NOT DESIGNED, OR (IV) IMPROPER STORAGE AND HANDLING OF THE PRODUCTS. Unless otherwise expressly stated on the Product or in the documentation accompanying the Product, the Product is intended for research only and is not to be used for any other purpose, including without limitation, unauthorized commercial uses, in vitro diagnostic uses, ex vivo or in vivo therapeutic uses, or any type of consumption by or application to human or animals.