

RAD51 Polyclonal Antibody

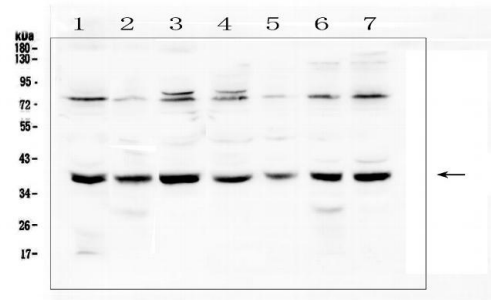
Product Details	
Size	100 µg
Species Reactivity	Human, Mouse, Rat
Host/Isotype	Rabbit / IgG
Class	Polyclonal
Type	Antibody
Conjugate	Unconjugated
Immunogen	A synthetic peptide corresponding to a sequence of human Rad51 (KKLEEAGFHTVEAVAYAPKKELINIKGISEAKADK).
Form	Lyophilized
Concentration	500 µg/mL
Purification	Affinity chromatography
Storage buffer	PBS with 4mg trehalose
Contains	0.05mg sodium azide
Storage conditions	Store at 4°C short term. For long term storage, store at -20°C, avoiding freeze/thaw cycles.
RRID	AB_2807381

Applications	Tested Dilution	Publications
Western Blot (WB)	0.1-0.5 µg/mL	-
Immunohistochemistry (Paraffin) (IHC (P))	0.5-1 µg/mL	-
Immunocytochemistry (ICC/IF)	2 µg/mL	-
Flow Cytometry (Flow)	1-3 µg/1x10^6 cells	-

Product Specific Information

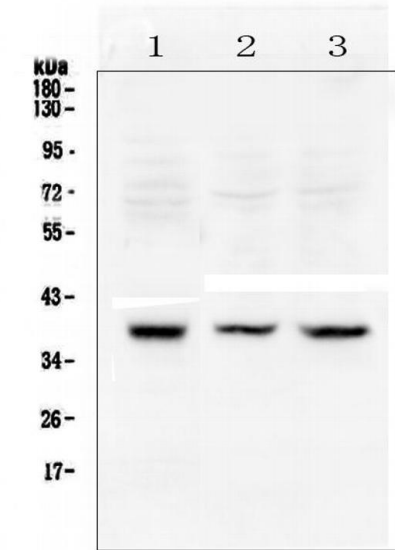
Reconstitute with 0.2 mL of distilled water to yield a concentration of 500 µg/mL.

Product Images For RAD51 Polyclonal Antibody



RAD51 Antibody (PA5-95579) in WB

Western blot analysis of RAD51 in Lane 1: human HeLa whole cell lysate, Lane 2: human A431 whole cell lysate, Lane 3: human 293T whole cell lysate, Lane 4: human K562 whole cell lysate, Lane 5: human Jurkat whole cell lysate, Lane 6: human A549 whole cell lysate, Lane 7: human Caco-2 whole cell lysate. Electrophoresis was performed with 5-20% SDS-PAGE gel (70V, Stacking gel; 90V Resolving gel, Time: 2-3 hours), transferred to a nitrocellulose membrane and blocked using 5% Non-fat Milk/TBS (1.5 hrs at room temperature). Samples were incubated with RAD51 polyclonal antibody (Product # PA5-95579) using a 0.5 µg/mL dilution, followed by a goat anti-rabbit IgG-HRP at a dilution of 1: 10,000, and developed with enhanced chemiluminescence (ECL).

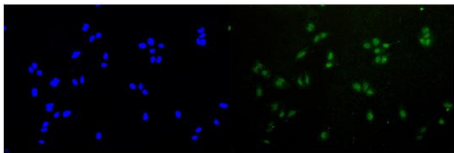


RAD51 Antibody (PA5-95579) in WB

Western blot analysis of RAD51 in Lane 1: rat testis tissue lysates, Lane 2: mouse testis tissue lysates, Lane 3: mouse thymus tissue lysates. Electrophoresis was performed with 5-20% SDS-PAGE gel (70V, Stacking gel; 90V Resolving gel, Time: 2-3 hours), transferred to a nitrocellulose membrane and blocked using 5% Non-fat Milk/TBS (1.5 hrs at room temperature). Samples were incubated with RAD51 polyclonal antibody (Product # PA5-95579) using a 0.5 µg/mL dilution, followed by a goat anti-rabbit IgG-HRP at a dilution of 1: 10,000, and developed with enhanced chemiluminescence (ECL).

RAD51 Antibody (PA5-95579) in ICC/IF

Immunocytochemistry analysis of Rad51 using anti-Rad51 antibody (Product # PA5-95579) . Rad51 was detected in a section of U2OS cells. Enzyme antigen retrieval was performed using IHC enzyme antigen retrieval reagent for 15 mins. The cells were blocked with 10% goat serum and then incubated with 2g/mL rabbit anti-Rad51 antibody (Product # PA5-95579) overnight at 4°C. DyLight®488 Conjugated Goat Anti-Rabbit IgG was used as secondary antibody at 1:100 dilution and incubated for 30 minutes at 37°C. The section was counterstained with DAPI. Visualize using a fluorescence microscope and filter sets appropriate for the label used.



View more figures on thermofisher.cn

For Research Use Only. Not for use in diagnostic procedures. Not for resale without express authorization. Products are warranted to operate or perform substantially in conformance with published Product specifications in effect at the time of sale, as set forth in the Production documentation, specifications and/or accompanying package inserts ("Documentation"). No claim of suitability for use in applications regulated by FDA is made. The warranty provided herein is valid only when used by properly trained individuals. Unless otherwise stated in the Documentation, this warranty is limited to one year from date of shipment when the Product is subjected to normal, proper and intended usage. This warranty does not extend to anyone other than the Buyer. Any model or sample furnished to Buyer is merely illustrative of the general type and quality of goods and does not represent that any Product will conform to such model or sample. NO OTHER WARRANTIES, EXPRESS OR IMPLIED, ARE GRANTED INCLUDING WITHOUT LIMITATION, IMPLIED WARRANTIES OF MERCHANTABILITY, FITNESS FOR ANY PARTICULAR PURPOSE, OR NON-INFRINGEMENT. BUYER'S EXCLUSIVE REMEDY FOR NON-CONFORMING PRODUCTS DURING THE WARRANTY PERIOD IS LIMITED TO REPAIR, REPLACEMENT OF OR REFUND FOR THE NON-CONFORMING PRODUCT(S) AT SELLER'S SOLE OPTION. THERE IS NO OBLIGATION TO REPAIR, REPLACE OR REFUND FOR PRODUCTS AS THE RESULT OF (I) ACCIDENT, DISASTER OR EVENT OF FORCE MAJEURE, (II) MISUSE, FAULT OR NEGLIGENCE OF OR BY BUYER, (III) USE OF THE PRODUCTS IN A MANNER FOR WHICH THEY WERE NOT DESIGNED, OR (IV) IMPROPER STORAGE AND HANDLING OF THE PRODUCTS. Unless otherwise expressly stated on the Product or in the documentation accompanying the Product, the Product is intended for research only and is not to be used for any other purpose, including without limitation, unauthorized commercial uses, in vitro diagnostic uses, ex vivo or in vivo therapeutic uses, or any type of consumption by or application to human or animals.